

# Summer Math, Writing, Language

"This is a great packet for review"

"This is a great end of the year review."

"Great to use at the end of the year!"

"Great end of the year resource!"




# Pages You'll Find Within


Name: \_\_\_\_\_  
Draw two different ways to make each amount.

## Counting Coins


Show one way to make 45¢.




Show another way to make 45¢.




Show one way to make 34¢.




Show another way to make 34¢.



Show one way to make 25¢.



Show another way to make 25¢.



© 2013 Tabin, Elementary Nest


Name: \_\_\_\_\_  
Sort the words into the correct part of speech group.

## Parts of Speech

book	summer
read	smart
good	sun
park	sweaty
homework	funny
walk	lay
sunny	play
swim	interesting
tree	travel

Nouns	

Verbs	



- ✓ Compound Words
- ✓ Commas
- ✓ Sight Words
- ✓ Fact and Opinion
- ✓ Contractions
- ✓ Fluency
- ✓ Counting Coins
- ✓ Word Problems
- ✓ Skip Counting
- ✓ 2-Digit Addition
- ✓ Fractions
- ✓ Subtracting Tens
- ✓ How-To Writing
- ✓ Summer Plans
- ✓ Fictional Narrative
- ✓ Opinion Writing
- ✓ List Making
- ✓ **AND MORE!**


# How to Use This Unit

Use them as...

- Early finisher activities
- Homework
- Enrichment folder activities
- Morning work
- Extended learning worksheets
- Reward activities
- Math practice
- Substitute plans

Name: \_\_\_\_\_  
Write a fictional story about the picture.

## Fictional Narrative Writing



\_\_\_\_\_

\_\_\_\_\_

\_\_\_\_\_

\_\_\_\_\_


\_\_\_\_\_

\_\_\_\_\_

©Jessica Tobin, Elementary Nest

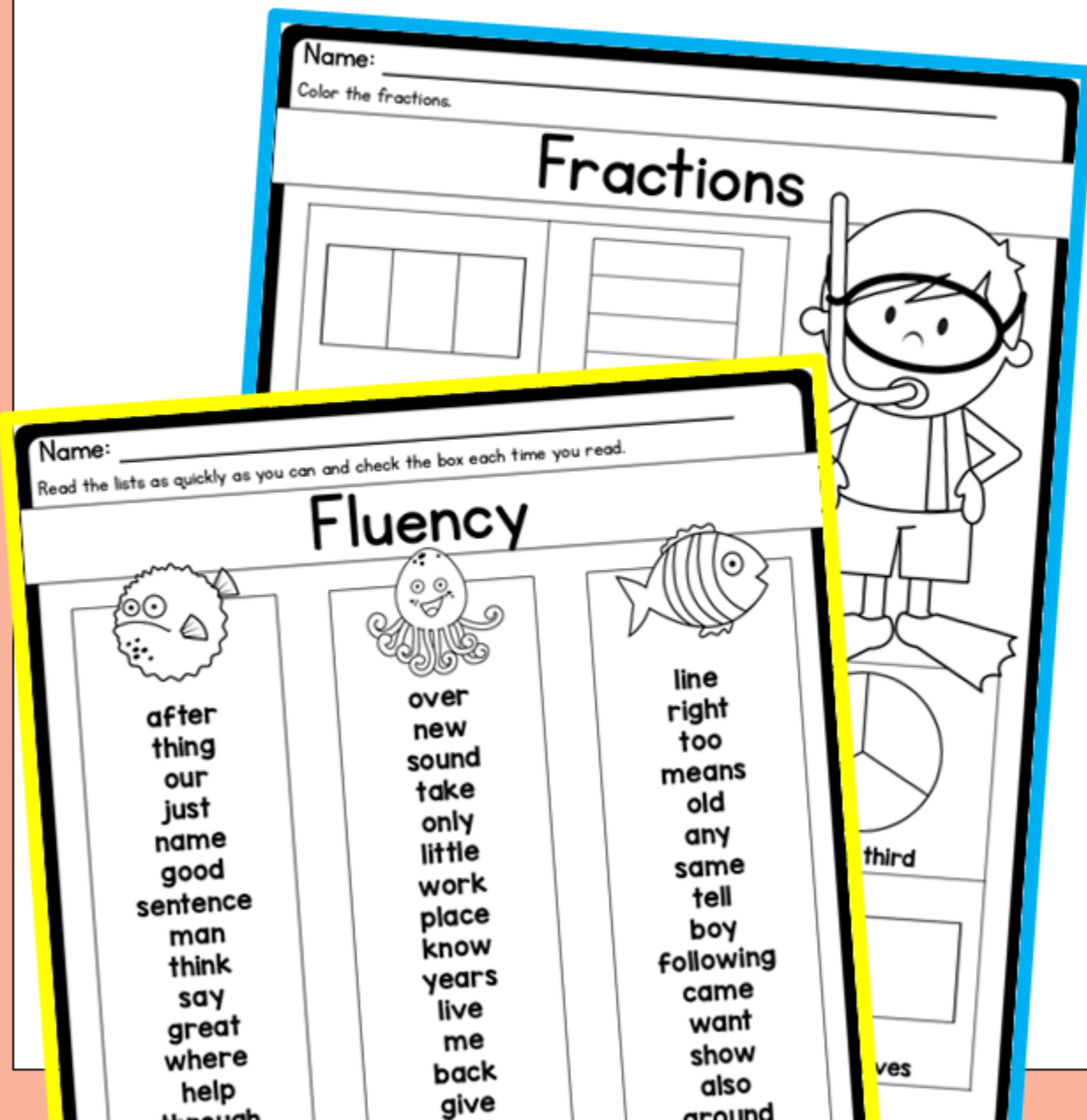
Name: \_\_\_\_\_  
Solve these 2-digit problems. Use regrouping to solve.

## Subtraction with Regrouping

$\begin{array}{r} 52 \\ - 28 \\ \hline \end{array}$	$\begin{array}{r} 54 \\ - 27 \\ \hline \end{array}$	$\begin{array}{r} 85 \\ - 27 \\ \hline \end{array}$	$\begin{array}{r} 50 \\ - 32 \\ \hline \end{array}$	$\begin{array}{r} 93 \\ - 57 \\ \hline \end{array}$	$\begin{array}{r} 53 \\ - 34 \\ \hline \end{array}$
$\begin{array}{r} 62 \\ - 35 \\ \hline \end{array}$	$\begin{array}{r} 22 \\ - 15 \\ \hline \end{array}$	$\begin{array}{r} 38 \\ - 29 \\ \hline \end{array}$	$\begin{array}{r} 52 \\ - 23 \\ \hline \end{array}$	$\begin{array}{r} 85 \\ - 28 \\ \hline \end{array}$	$\begin{array}{r} 74 \\ - 29 \\ \hline \end{array}$
$\begin{array}{r} 80 \\ - 35 \\ \hline \end{array}$	$\begin{array}{r} 86 \\ - 38 \\ \hline \end{array}$	$\begin{array}{r} 74 \\ - 39 \\ \hline \end{array}$	$\begin{array}{r} 35 \\ - 17 \\ \hline \end{array}$		

©Jessica Tobin, Elementary Nest

# What Teachers Think



**“What a great review unit when the end of the year stresses begin, and you just want your kiddos to be able to work independently. Thanks for sharing, Jessica!”**

**“Perfect to use during the first week of school for 1st grade! Also, I plan on sending a packet home with my Kindergartners to use over the summer, so that they can keep up with their skills! SO cute, fun, and practical.”**

# A Peek at the Language and Grammar Activities

The image displays a collection of colorful educational worksheets for language and grammar activities. The worksheets are arranged in a collage, overlapping each other. Each worksheet includes a 'Name' field and various exercises such as writing words in ABC order, editing sentences, identifying parts of speech, creating compound words, identifying sight words, writing facts and opinions, using contractions, reading fluency passages, strengthening sentences, identifying blends and diphthongs, listing common nouns, using prefixes and suffixes, reading comprehension, a summer word search, and finding decodable words in a grid.

Key worksheets visible include:

- ABC Order:** Write the words in ABC order: summer, weather, sweat.
- Parts of Speech:** Sort the words into the correct part of speech group: book, summer, read, smart, good, sun, park, sweaty, homework, funny, walk, lay, sunny, play, swim, interesting, tree, travel.
- Sentence Editing:** Fix these sentences: summ'r iz mi favorite season, wut day Does summr, im going to go swimme today to C.
- Compound Words:** Write the compound words, then create sentences with them. Includes illustrations of a watermelon, a star, and people.
- Commas:** Rewrite the sentences and add the correct commas and ending punctuation. Example: Derek saw a shark dolphin a while he walked at the b.
- Sight Words:** Unscramble the sight words: reov, freebo, rtafe.
- Facts and Opinions:** Write three facts and three opinions about the summer season.
- Contractions:** Add the word in the first column to the middle word. Includes a table with words like 'we', 'I', 'should', 'she', 'we', 'it', 'do', 'can' and contractions like 'have', 'will', 'not'.
- Fluency:** Read the lists as quickly as you can and check the box each time you read. Includes three columns of words for fluency practice.
- Sentence Strength:** Strengthen each sentence by adding detail. Examples: He played., Izzy is running., Sammy will read., She is eating., Shawn is at the beach.
- Blends:** Write 3 words with the beginning or ending blend in the word. Includes illustrations of a sun and a boy.
- Diphthongs:** Write four words with the diphthongs and then choose five of the words to create sentences. Includes an illustration of an ice cream cone.
- Common Nouns:** Sort the nouns into the correct column. Includes a list of nouns: beach, June, Disney World, sunscreen, Myrtle Beach, shovels.
- Prefixes and Suffixes:** Write four words under each prefix and suffix, and then choose one to write a sentence with. Includes an illustration of a girl in a hat.
- Comprehension:** Read and understand the sentence, and then create a drawing. Example: The boy and the girl sat under the red and yellow beach umbrella. Another example: My brother built a sandcastle that was as tall as him.
- Summer Word Search:** Find the words from the word bank. Includes a grid of letters and a list of words: pool, hot, cookout, picnic, fireflies, lemonade, towel, sunny.
- Find the Decodable Words:** Find the words from the word bank. Includes a grid of letters and a list of words: crab, rip, sum, top, pep, hid, neck, pot, dug, sat, kit, slug.

# A Peek at the Math Activities

©Jessica Tobin, Elementary Nest

**Adding 3 Numbers**  
Write true or false for the problems.  
Look at the problem.  
 $4+5+8=14$   
 $2+6+8=16$   
 $3+9+5=17$   
 $6+6+8=21$   
 $6+5+4=15$   
 $9+9+4=23$   
 $3+5+8=19$

**100 More And 100**  
Complete mental math for each number.  

Subtract 100	Number
	247
	369
	672
	999
	159
	583
	727
	231

**Telling Time to 15**  
Write the time under each clock.

**Counting Coins**  
Draw two different ways to make each amount.  
 Show one way to make 45¢.  
 Show another way to make 45¢.  
 Show one way to make 34¢.  
 Show another way to make 34¢.

**Word Problems**  
Solve the word problems. Show your work.  
 I saw 12 crabs on the shore and 9 more in the waves. How many crabs did I see in all?  
 The scuba diver saw 22 shells on the sea floor. He collected 5 of them. How many shells are left?  
 I read on the beach for 8 minutes this morning and 12 minutes this afternoon. How long did I read on the beach?  
 The fish saw 18 anemones last week and 9 this week. How many more anemones did the fish see last week than this week?

**Skip Counting**  
Add directions self.  
 154 254  
 352 452  
 45 145  
 358  
 152  
 302

**2-Digit Addition**  
Add the 2-digit numbers together.  

47 +50	56 +20	32 +10	68 +20	54 +10
68 +30	73 +20	35 +60	74 +10	34 +30
58 +20	39 +20	22 +40	35 +30	34 +20

**Subtracting**  
Draw the place value blocks and solve your work.  
 90-60  
 80-40  
 30-20  
 50-40  
 60-40

**Subtraction with Regrouping**  
Solve these 2-digit problems. Use regrouping to solve.  

52 -28	54 -27	85 -27	50 -32
62 -35	22 -15	38 -29	52 -23
80 -35	86 -38	74 -39	35 -17
77 -49	63 -25	63 -38	47 -19

**Addition with Regrouping**  
Solve these 2-digit problems. Use regrouping to solve.  

52 +28	24 +27	75 +17
68 +23	28 +35	82 +9
55 +38	57 +26	37 +23
62 +27	38 +35	28 +14

**Place Value**  
Write the expanded form or the standard form for the numbers given.  
 Glue the hundreds here.  
 568  
 659  
 634  
 751

**Expanded Form**  
Write the expanded form or the standard form for the numbers given.  
 332  
 567  
 486  
 265  
 659  
 550  
 315

**Missing Addends**  
Fill in the missing addend.  
 $7 + \underline{\quad} = 14$   
 $\underline{\quad} + 2 = 15$   
 $14 - \underline{\quad} = 13$   
 $\underline{\quad} - 8 = 15$   
 $15 + \underline{\quad} = 18$   
 $\underline{\quad} + 7 = 14$   
 $18 - \underline{\quad} = 12$   
 $\underline{\quad} - 8 = 16$   
 $\underline{\quad} + 5 = 19$

**Partitioning Shapes**  
Show three different ways to partition these shapes into fourths and halves.  
 Show 2 equal halves. Show 4 equal fourths.

**Fractions**  
Color the fractions.  

one third	two fourths	
three fourths	one half	
two fourths	two thirds	one third
one fourth	one fourth	two halves

5 6 7  
1 3 5 4 8 5

# A Peek at the Writing Activities

Name: \_\_\_\_\_  
Write adjectives about the summer season.

## Adjectives

This worksheet features a grid of circles for writing adjectives. A sun illustration is at the bottom.

Name: \_\_\_\_\_  
Write adjectives about sharks.

## Adjectives

This worksheet features a grid of circles for writing adjectives.

Name: \_\_\_\_\_  
Write all the words you can find within the words "summer vacation".

## Making Words

Summer Vacation

This worksheet includes illustrations of three children on vacation. Below the title is a grid for writing words.

Name: \_\_\_\_\_  
Write all the words you can find within the words "in the deep blue sea".

## Making Words

In the Deep Blue Sea

This worksheet includes illustrations of a crab, a jellyfish, and a fish. Below the title is a grid for writing words.

Name: \_\_\_\_\_  
Write an informational piece about summer.

## Informational Writing

This worksheet features a grid of lines for writing. An illustration of an umbrella on a beach is on the right.

Name: \_\_\_\_\_  
Write the steps for building a sandcastle. (Never built one? Use your imagination!)

## How-To Writing

Step 1- \_\_\_\_\_  
Step 2- \_\_\_\_\_  
Step 3- \_\_\_\_\_  
Step 4- \_\_\_\_\_

This worksheet has a grid of lines for writing steps. An illustration of a child building a sandcastle is at the bottom.

Name: \_\_\_\_\_  
Write about your summer plans.

## Summer Plans

What are you going to do on summer vacation?

This worksheet has a grid of lines for writing. It includes illustrations of two children on vacation.

Name: \_\_\_\_\_  
Write a fictional story about the picture.

## Fictional Narrative Writing

This worksheet features an illustration of a beach scene with a turtle and a fish. Below the title is a grid of lines for writing.

Name: \_\_\_\_\_  
What is the best activity to do in the summer? Explain why.

## Opinion Writing

Opinion: \_\_\_\_\_  
Reason 1: \_\_\_\_\_  
Reason 2: \_\_\_\_\_  
Conclusion: \_\_\_\_\_

This worksheet has a grid of lines for writing. A sun illustration is at the bottom right.

Name: \_\_\_\_\_  
Create a list of activities you could do in the summer.

## List Making


- \_\_\_\_\_
- \_\_\_\_\_
- \_\_\_\_\_
- \_\_\_\_\_
- \_\_\_\_\_
- \_\_\_\_\_
- \_\_\_\_\_
- \_\_\_\_\_
- \_\_\_\_\_
- \_\_\_\_\_

This worksheet has a grid of lines for writing a list. An illustration of a child on vacation is on the right.












# Available in a Bundle!

This Language, Math,  
and Writing  
worksheets unit is  
available in a bundle of  
seasonal worksheets.

Grab it [here!](#)



## MATH AND ELA Worksheets Bundle



Created by Jessica Tobin