

# 3<sup>rd</sup> Grade Summer Packet

There are 30 pages of quick and easy practice activities for your students.



The image shows a hand holding a yellow pencil writing on a worksheet titled "Day 3". The worksheet is part of a summer packet and contains two days of activities. The top of the page features a row of colorful crayons and a spiral notebook. The worksheet is divided into sections for "Day 2" and "Day 3".

**Day 2**  
Today, we are going to practice **word problems**.

Ice cream stand has For 450 days. She le sales on 378 of ys. How many days n have zero sales?

A little boy sat and counted his chocolate chips in his ice cream. He counted 159 whole chocolate chips and 269 broken chips. How many chips did his ice cream have in all?

**Day 3**  
Today, we are going to practice **suffixes**.


Look at the prefix and the root word and write the meaning of the word, then use it in a sentence.

careless	meaningless	informative

# 4 Options For You!

Choose which option you want before clicking print!


Worksheet Style:  
Print-and-Go



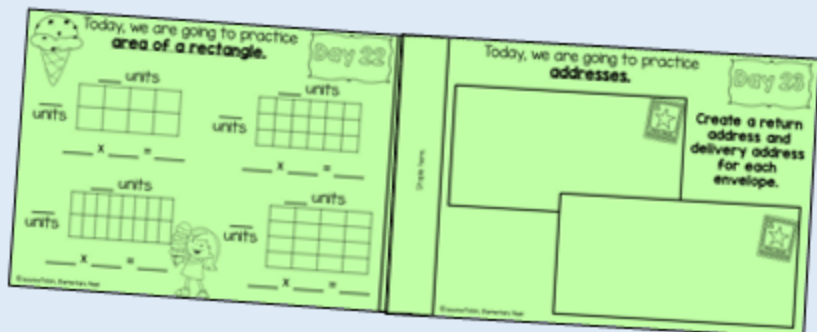
Digital Option:  
Google Slides



Half-Page Booklet Option:  
I-Sided



Half-Page Booklet Option:  
Double-Sided



# What Teachers Say

“These were great to send home with my kiddos over the summer to work on to keep their brains thinking! Parents really enjoyed this and were willing to do whatever they needed to keep their kiddo learning over the summer.”

“This was a great resource for my students to utilize over the summer to practice and retain skills they had learned throughout the year.”

“This resource was a great review for my students over the summer. It was a quick review that didn't take up much of their time but required them to use some of the skills from the past year!”



# Skills Covered

Here's a look at what skills are covered each day.

Day 1	Prefixes
Day 2	Word Problem
Day 3	Suffixes
Day 4	Multiplication
Day 5	Multisyllable Words
Day 6	4-Digit Addition
Day 7	Adverbs
Day 8	Division
Day 9	Complex Sentences
Day 10	Time to 1-Minute

Day 11	Verb Tenses
Day 12	Round Up and Down
Day 13	Irregular Verbs
Day 14	Fractions
Day 15	Commas
Day 16	Time Word Problems
Day 17	Reading Comprehension
Day 18	Multiplication
Day 19	Parts of Speech
Day 20	4-Digit Subtraction

Day 21	Quotes
Day 22	Area of a Rectangle
Day 23	Addresses
Day 24	Money Word Problem
Day 25	Writing a Letter
Day 26	Division
Day 27	Irregular Nouns
Day 28	Partitioning/Fractions
Day 29	Reading Comprehension
Day 30	Telling Time

# Closer Look at Option 1

Here's a peek at the worksheet packet.

**Day 1**  
Name: \_\_\_\_\_  
Today, we are going to practice **prefixes**.  
Look at the prefix and the root word and write the meaning of the word, then use it in a sentence.

overcook	misinterpret	preview

**Day 2**  
Today, we are going to practice **word problems**.  
Sarah's ice cream stand has been open for 450 days. She has made sales on 378 of those days. How many days did Sarah have zero sales?  
A little boy sat and counted his chocolate chips in his ice cream. He counted 59 whole chocolate chips and 269 broken chips. How many chips did his ice cream have in all?

**Day 3**  
Name: \_\_\_\_\_  
Today, we are going to practice **suffixes**.  
Look at the prefix and the root word and write the meaning of the word, then use it in a sentence.

careless	meaningless	informati

**Day 5**  
Name: \_\_\_\_\_  
Today, we are going to practice **multisyllable words**.  
Illustrate the words in the boxes.

calculator	helicopter	underwater
afternoon	kindergarten	caterpillar


**Day 6**  
Today, we are going to practice **multiple-digit addition**.

$\begin{array}{r} 523 \\ +247 \\ \hline \end{array}$	$\begin{array}{r} 405 \\ +258 \\ \hline \end{array}$	$\begin{array}{r} 362 \\ +352 \\ \hline \end{array}$	$\begin{array}{r} 256 \\ +227 \\ \hline \end{array}$	$\begin{array}{r} 365 \\ +395 \\ \hline \end{array}$
$\begin{array}{r} 642 \\ +28 \\ \hline \end{array}$	$\begin{array}{r} 234 \\ +358 \\ \hline \end{array}$	$\begin{array}{r} 284 \\ +657 \\ \hline \end{array}$	$\begin{array}{r} 395 \\ +468 \\ \hline \end{array}$	$\begin{array}{r} 268 \\ +586 \\ \hline \end{array}$
$\begin{array}{r} 395 \\ +305 \\ \hline \end{array}$	$\begin{array}{r} 288 \\ +583 \\ \hline \end{array}$	$\begin{array}{r} 547 \\ +258 \\ \hline \end{array}$	$\begin{array}{r} 329 \\ +387 \\ \hline \end{array}$	

# Closer Look at Option 2

Here's a peek at the I-sided booklet.

Today, we are going to practice **multiple-digit addition.** Day 6

$\begin{array}{r} 523 \\ + 247 \\ \hline \end{array}$	$\begin{array}{r} 405 \\ + 258 \\ \hline \end{array}$	$\begin{array}{r} 362 \\ + 352 \\ \hline \end{array}$	$\begin{array}{r} 256 \\ + 227 \\ \hline \end{array}$	$\begin{array}{r} 365 \\ + 395 \\ \hline \end{array}$
$\begin{array}{r} 642 \\ + 28 \\ \hline \end{array}$	$\begin{array}{r} 234 \\ + 358 \\ \hline \end{array}$	$\begin{array}{r} 284 \\ + 657 \\ \hline \end{array}$	$\begin{array}{r} 395 \\ + 468 \\ \hline \end{array}$	$\begin{array}{r} 268 \\ + 586 \\ \hline \end{array}$
	$\begin{array}{r} 395 \\ + 305 \\ \hline \end{array}$	$\begin{array}{r} 288 \\ + 583 \\ \hline \end{array}$	$\begin{array}{r} 547 \\ + 258 \\ \hline \end{array}$	$\begin{array}{r} 329 \\ + 387 \\ \hline \end{array}$

Staple here

# Closer Look at Option 3

Here's a peek at the 2-sided booklet.

Today, we are going to practice **area of a rectangle.** **Day 22**

     units  
     units

     x      =     

     units  
     units

     x      =     

     units  
     units

     x      =     

     units  
     units

     x      =     

©Jessica Tobin, Elementary Nest

Today, we are going to practice **addresses.** **Day 23**

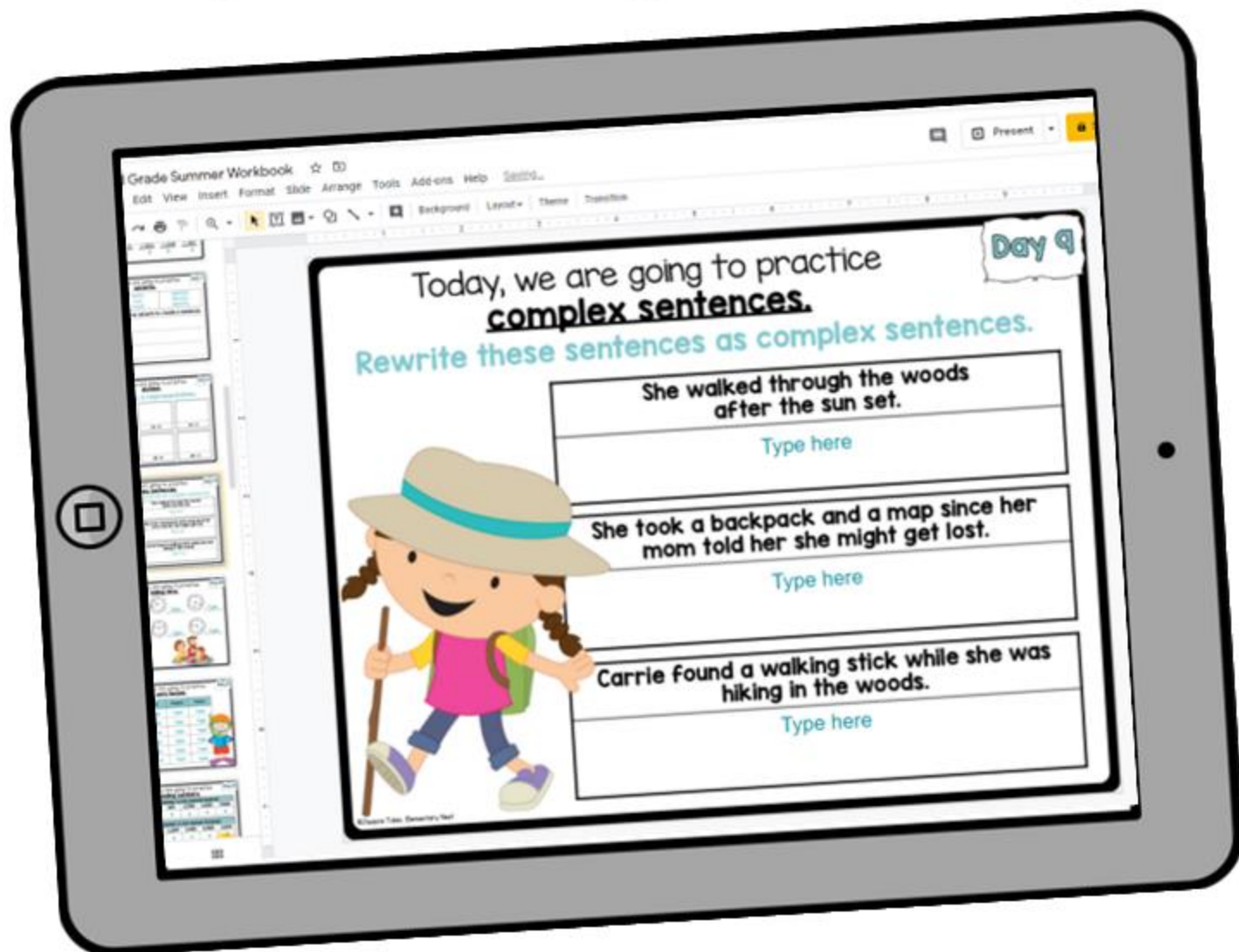
S Staple here

Create a return address and delivery address for each envelope.

©Jessica Tobin, Elementary Nest

# Closer Look at Option 4

Here's a peek at the digital file in Google Slides.



# How to Set Up Your Books

