

Narrative Writing Practice

The worksheet includes several components for narrative writing practice:

- Illustration:** A large, simple line drawing of a reindeer with large antlers, positioned in the center-right. A hand holding a yellow pencil is shown writing on the page to the right of the reindeer.
- Decorative Elements:** The top of the page is decorated with various Christmas-themed items, including gingerbread men, gift boxes, and candy canes.
- Sequence Strips:** Two strips of illustrations show a sequence of events. The top strip shows a person with a red bag and another person holding a gift. The bottom strip shows a person with a red bag, a person on a ladder decorating a Christmas tree, and a person holding a gift.
- Form:** A writing area with a "Name:" label and a large blank space for writing.
- Text Cards:** Three cards with red text and small illustrations of Santa and a reindeer:
 - "Santa finds a string of colorful Christmas lights."
 - "Santa decides to put these lights on Comet."
 - "Comet asks, 'What are you doing to my antlers?'"
 - "Comet looks in a mirror and likes his new antlers."

What's Included

Bring Christmas fun into your writing lessons without losing any educational value in your instruction!

Within this set:



Whole group activity

Partner activity or center

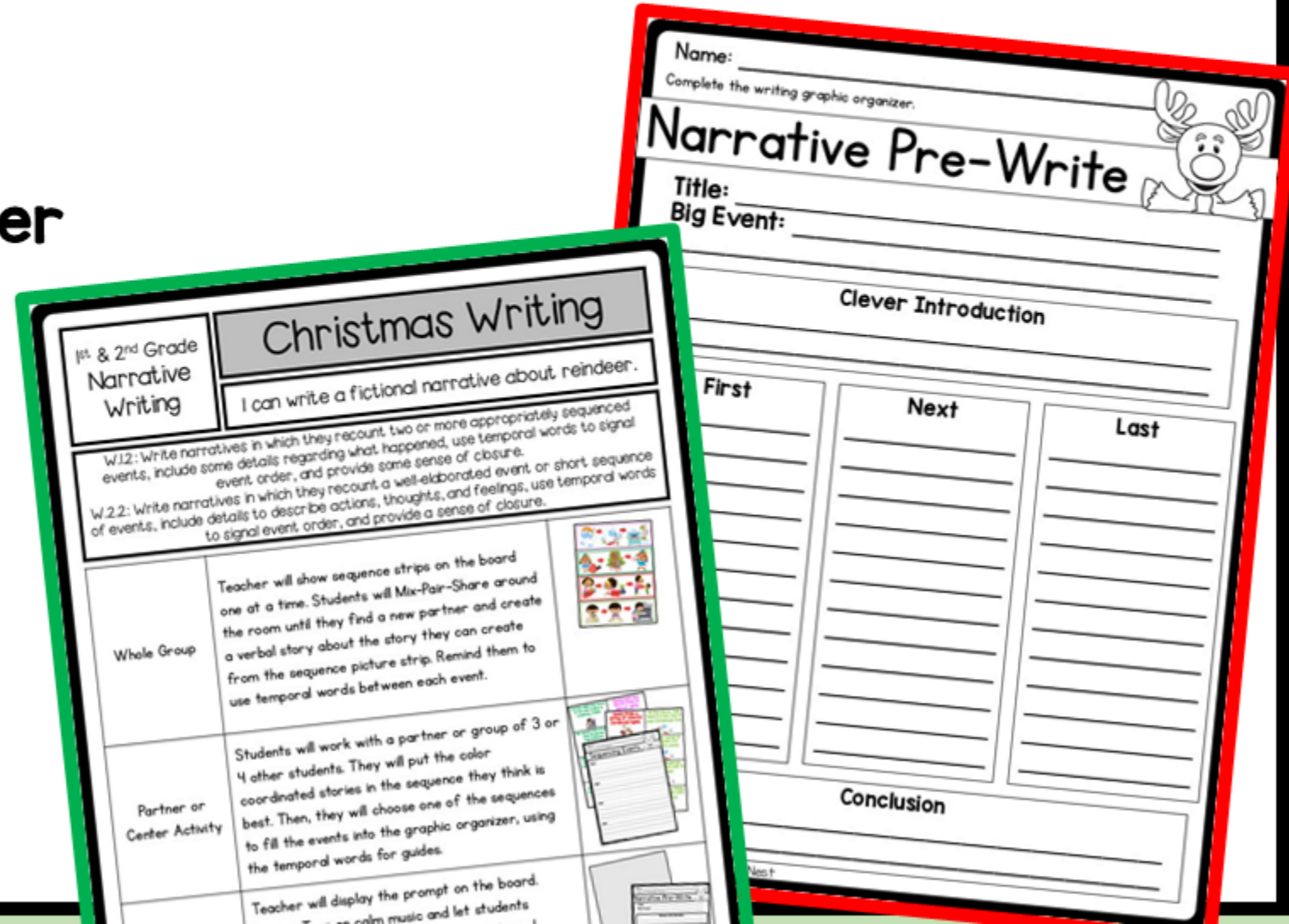
Writing project

Standards Covered:



W.1.3

W.2.3






1st & 2nd Grade Narrative Writing

Christmas Writing

I can write a fictional narrative about reindeer.

W.1.2: Write narratives in which they recount two or more appropriately sequenced events, include some details regarding what happened, use temporal words to signal event order, and provide some sense of closure.

W.2.2: Write narratives in which they recount a well-elaborated event or short sequence of events, include details to describe actions, thoughts, and feelings, use temporal words to signal event order, and provide a sense of closure.

Whole Group	Teacher will show sequence strips on the board one at a time. Students will Mix-Pair-Share around the room until they find a new partner and create a verbal story about the story they can create from the sequence picture strip. Remind them to use temporal words between each event.	
Partner or Center Activity	Students will work with a partner or group of 3 or 4 other students. They will put the color coordinated stories in the sequence they think is best. Then, they will choose one of the sequences to fill the events into the graphic organizer, using the temporal words for guides.	
	Teacher will display the prompt on the board. Turn on calm music and let students	

Narrative Pre-Write

Name: _____

Complete the writing graphic organizer.

Title: _____

Big Event: _____

Clever Introduction


First

Next

Last

Conclusion

Sequencing and Temporal Words Practice



Individual Writing Practice

You'll find two practice activities that help students practice two key aspects of narrative writing.

Name: _____

Explain the events that happened.

Sequencing Events



First-

Next-

Then-

Last-

©Jessica Tobin Elementary Nest



Christmas Writing Piece

Students will write a narrative piece about reindeer.

Included:



prompt

graphic organizers

page topper

writing pages

