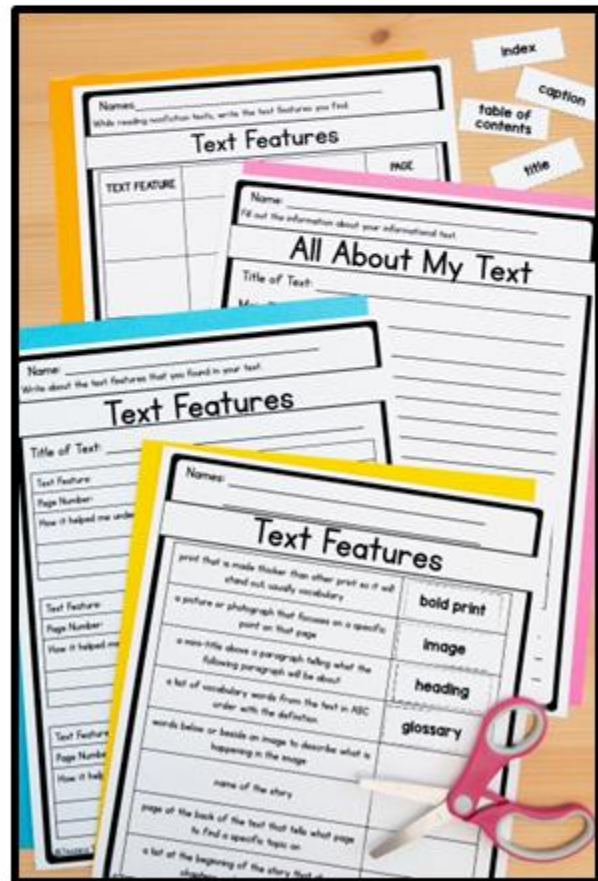
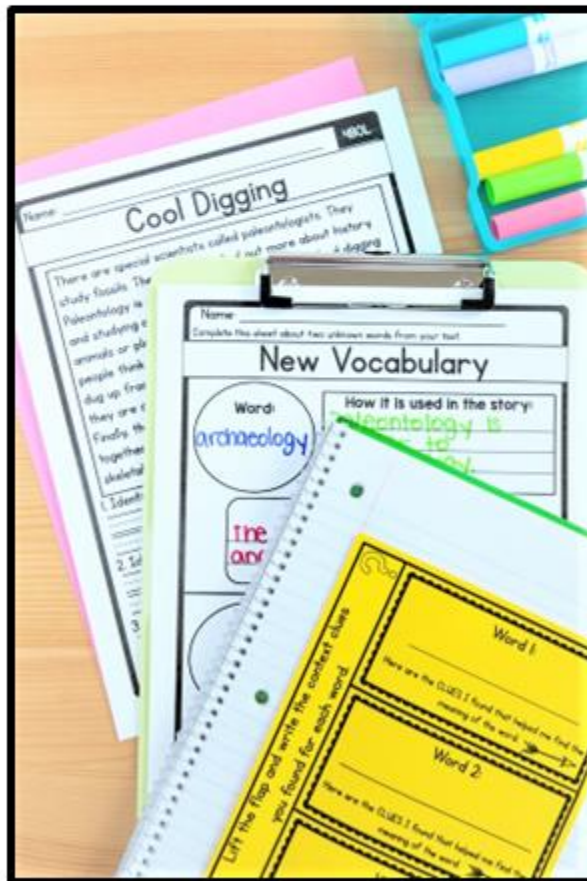
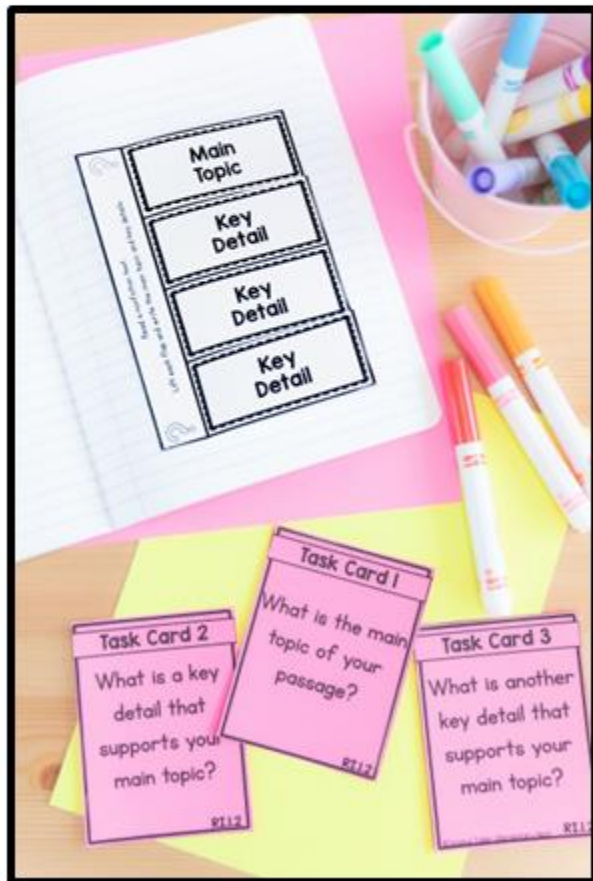


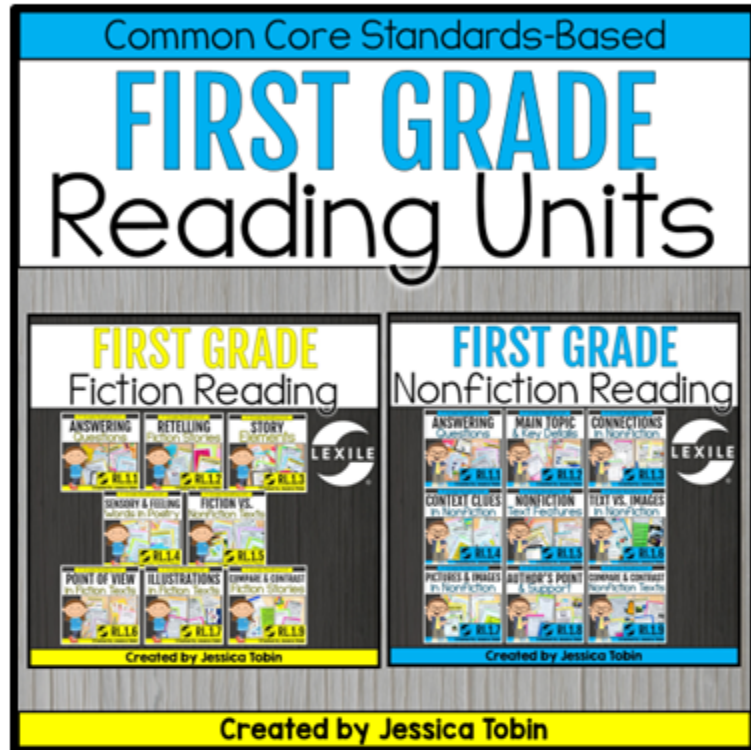
1st Grade Reading Bundle

This 1st Grade bundle has lesson plans, graphic organizers, Lexile-leveled reading passages, and other supplemental activities that cover all Common Core Reading standards.




17 Standards Included

- Ask & Answer
- Retelling & Morals
- Story Elements
- Sensory & Feeling Words
- Fiction vs. Nonfiction
- Point of View
- Illustrations
- Compare & Contrast
- Ask & Answer
- Main Topic
- Making Connections
- Context Clues
- Text Features
- Text vs. Images
- Images in a Text
- Author's Point
- Compare and Contrast



This bundle can be used with many reading block structures. Whether you use Daily 5, Reader's Workshop, or simple small group and centers, you can find a way to use these lessons and activities.

What Teachers Have Said...



"I am absolutely drooling over this Reading Bundle. My school doesn't provide a reading curriculum for us, and this bundle saves me SO much planning time. The fact that there are reading passages to go with each standard is like the cherry on top of the cherry! Worth every penny I spent."

"This is a life-saver. I can't wait to use it for the whole year, since I only got it part way through this one. My students need more instruction and practice on the comprehension skills than my school's adoption includes and this is SO much easier than trying to come up with extension on my own. I LOVE the practice passages. It helps a lot!"

"This is a comprehensive unit for all RI and RL standards. The lessons are easy to follow and all resources are included. My students loved the engaging activities!"

RI Mini Lessons

There are 3-4 mini lessons in each unit. Each mini lesson has 3 to 4 activities. This may take between one to two weeks to complete, depending on how long your ELA block is. Activities range from group work, partner activities, whole group lessons, and independent activities.

The collage features several educational resources:

- Asking Questions Worksheet:** A green worksheet with a 'Name:' field and three sections. Each section includes a small image (a landscape, a lion, and a person) and prompts: 'Tell one thing about the image' and 'Ask one question about the image'.
- RI.1.1- Lesson 1 Poster:** A white poster with a yellow header. It contains the text: '1st Grade Reading: Informational Lesson 1', 'RI.1.1- Lesson 1', 'I can ask and answer questions about my text.', 'Answer questions about key details in a text.', 'Mini-Lesson Focus: Text Feature Practice: Ask and Answer', and 'Materials:'. It also includes a 'Questions' section with a small image and a 'Materials' section with a list of items.
- Asking Questions Poster:** A white poster with a yellow header that says 'Asking Questions'. The text reads: 'During an informational text, readers answer questions and ask questions.' Below this, it says 'Asking Questions- asking yourself questions while reading'.
- Answering Questions Poster:** A white poster with a yellow header that says 'Answering Questions'. The text reads: 'Answering Questions- text must be used to find answers'.
- Thought Bubble:** A blue thought bubble containing the text: 'Why did the author include the detail about polar bears' habitats?'.
- Images:** Various images are scattered throughout, including a truck, a lizard, the Golden Gate Bridge, a lion, a person, a fire, and a girl reading a book.

RI.1.1 Activities Shown

RL Mini Lessons

There are 3-4 mini lessons in each unit. Each mini lesson has 3 to 4 activities. This may take between one to two weeks to complete, depending on how long your ELA block is. Activities range from group work, partner activities, whole group lessons, and independent activities.

Questions

During a story, readers answer questions and ask questions.

Who, What, Where, When, Why, How

Asking Questions- happens at the beginning, middle, and end
-How does the character feel?
-What might the character do next?

Answering Questions- text must be used to find our answers

1st Grade Reading: Literature Lesson

RL.1.1- lesson 1

I can ask and answer questions about my text.

Ask and answer questions about key details in a text.

Anchor chart teaching asking questions, creation of the questioning and discussion.

Materials:

Anchor chart teaching asking questions, creation of the questioning and discussion.

Text from the book should be a short story about the book, character.

Students have a partner while reading. Pair-Share. Each student has a partner, pair up. Give each student one at a time. (at a time).

Suggested Read Alouds

1st Grade FOCUS: ASK & ANSWER QUESTIONS

Why? by: Richard Torrey	The Raft by: Jim LaMarche
Poppleton by: Cynthia Ryland	First Day Jitters by: Julie Danneberg
Baghead by: Jarret Krosoczka	Fly Away Home by: Eve Bunting
The Day the Crayons Quit	Hello Goodbye Dog by: Maria Gianferrari

Card 1
Who is the main character in the story?

Card 2
Where does the story happen?

Card 3
When does the story take place?

Card 4
What events happen in the story?

Card 5
Why do the events in the story happen?

Card 6
What is the problem in the story?

Card 7
How do the characters feel in the story?

Card 8
Try to create a question you have about the story.

RL.1.1 Activities Shown

RI Worksheets & Passages

On top of the lesson plans you get for each unit, you also get graphic organizers and reading passages that will help you teach each unit. These can be used during this unit AND reused throughout the year as review.

The image displays a collection of educational materials for RI.1.4. The materials include:

- Unknown Words** (multiple versions): Worksheets with columns for 'Unknown Word from the Story', 'What I Think it Means', and 'Use the Word in a Sentence'. One version also includes a 'Title of Text' and 'Words I Know' section.
- Exploring a New Word**: A worksheet with sections for 'Word', 'How it is used in the story', 'Definition', 'Illustration', and 'Synonyms'.
- New Vocabulary**: A worksheet with sections for 'Word', 'How it is used in the story', and 'Definition'.
- Moon Phases**: A reading passage titled 'Moon Phases' with a diagram of the moon's phases and a 'What I Think' section.
- The Animal Kingdom**: A reading passage titled 'The Animal Kingdom' with a picture of an elephant and a 'What I Think' section.
- Factories**: A reading passage titled 'Factories' with a picture of a factory and a 'What I Think the Word Means' section.
- Cool Digging**: A reading passage titled 'Cool Digging' with a picture of a dinosaur and a 'What I Think' section.
- Handy Workers**: A reading passage titled 'Handy Workers' with a picture of a construction worker and a 'What I Think the Word Means' section.

RI.1.4 Activities Shown

RL Worksheets & Passages

On top of the lesson plans you get for each unit, you also get graphic organizers and reading passages that will help you teach each unit. These can be used during this unit AND reused throughout the year as review.

The image displays a collection of educational worksheets for reading level RL.1.3. The worksheets are arranged in a collage and include the following titles and content:

- Bug Obsession:** A passage about a boy named Andy who loves bugs. Questions include "Describe Andy" and "Describe the setting of the story".
- First Time:** A passage about the Jackson family exploring caves. Questions include "Describe the Jackson Family" and "Describe the setting of the story".
- Where are the Animals?:** A passage about a boy named Shane at a zoo. Questions include "Describe Shane" and "Describe the setting of the story".
- My Cousin's Birthday:** A passage about a birthday party. Questions include "Describe Haley" and "Describe the setting of the story".
- Story Elements:** A worksheet for identifying story elements like characters, setting, and events.
- All About the Character:** A graphic organizer for character analysis, including sections for "They are because" and "This one because".
- The Diving Board:** A passage about a girl named Jenna diving. Questions include "Describe Jenna", "Describe the setting of the story", and "Describe one event that occurred in the story".
- Lightning Bug Contest:** A passage about a contest between Matt and Danielle. Questions include "Describe Danielle", "Describe the setting of the story", and "Describe one event that occurred in the story".
- Trip to the Zoo:** A passage about Logan's trip to the zoo. Questions include "Describe Logan", "Describe the setting of the story", and "Describe one event that occurred in the story".
- On the Ledge:** A passage about a girl named Allison scared of spiders. Questions include "Describe Allison", "Describe the setting of the story", and "Describe one event that occurred in the story".
- About the Setting:** A graphic organizer for describing the setting of a story.
- About the Events:** A graphic organizer for describing events and character responses.

RL.1.3 Activities Shown

Check an RI Passage Out!

The 1st grade passages are one-page reading practice.

These passages are leveled professionally by Lexile. Each passage fits within the suggested 1st grade level range.


Then, there are 3 follow-up questions that relate to the standard itself and overall comprehension.

Name: _____ 400L

Neckties

Neckties are articles of clothing. Men usually wear them. The tie wraps around a person's neck. It ties in the front. They can be worn to work, a wedding, or other formal events. Neckties come in all different colors and patterns.

Getting a necktie on isn't always easy. Learning how to tie a necktie may be tough. It can take a lot of practice.



HOW TO TIE A TIE

1. What is the main topic of this text?

2. What is one key detail the text can tell you?

3. What is one key detail the picture can show you?

©Jessica Tobin - Elementary Nest

RI.1.7 Passage Shown

Check an RL Passage Out!

The 1st grade passages are one-page reading practice.


These passages are leveled professionally by Lexile. Each passage fits within the suggested 1st grade level range.

Then, there are 3 follow-up questions that relate to the standard itself and overall comprehension.

Name: _____ 410L

Swinging

I have been swinging for about an hour. The park is pretty busy today. My brother Todd ran over to me. "Matt, you have to share the swing," Todd said to me. I didn't want to get off the swing, so I told Todd to give me five more minutes. "I want to swing right now, Matt. You've been on it for an hour," Todd whined. I saw my mom out of the corner of my eye. She was walking towards us. I guess I should give Todd a turn before I get in trouble!



1. Who is telling the story?

2. How do you know that?

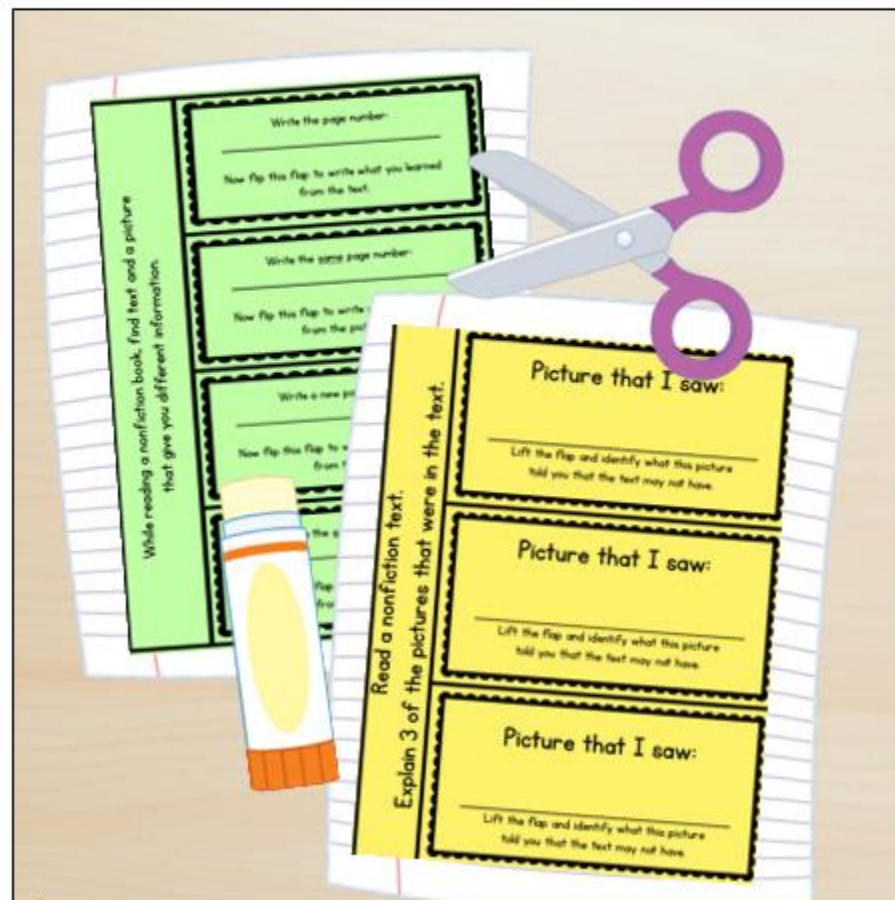
3. How does the character feel about swinging?

©Jessica Tobin - Elementary Nest

RL.1.6 Passage Shown

RI Extra Resources

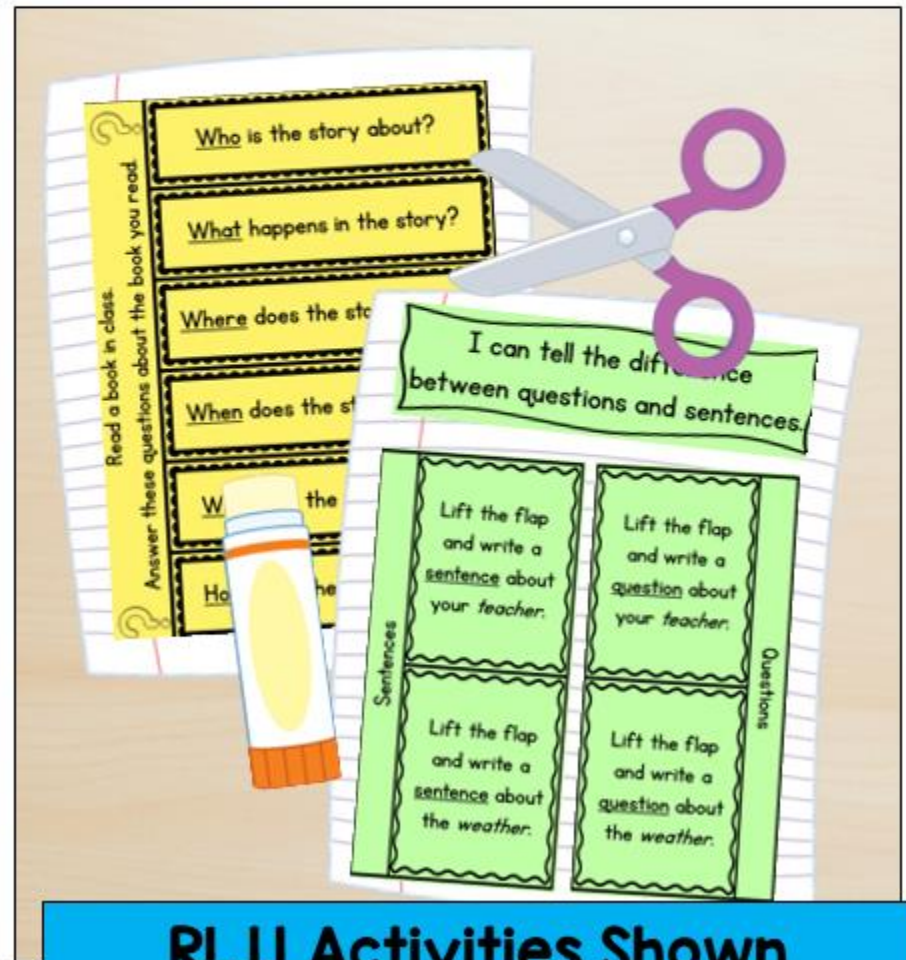
For even more practice, you can use these interactive notebook templates and task cards to use with classroom texts and review activities.



RI.1.6 Activities Shown

RL Extra Resources

For even more practice, you can use these interactive notebook templates and task cards to use with classroom texts and review activities.



RL.1 Activities Shown

RI Final Assessment

To wrap up the unit, you'll receive a formal assessment at the end that covers the standard skill you've just taught.

RI.1.8

Name: _____

Author's Point Assessment


1. What is a point in a nonfiction text?

- what the author likes to eat
- what the author puts under the images
- what the author believes or thinks
- what the characters do in the text

2. How does an author support his or her point?


- with reasons
- with photographs
- with titles
- with punctuation marks

3. Look at the image to the right and read the caption. What point might the author be trying to prove?



Photographs allow writers to show details and get across their message.

4. Look at the image to the right and read the caption. What point might the author be trying to prove?



This child may be learning about new information.

© Jessica Tobin, Elementary Nest

450L

You should use reusable grocery bags. They are cloth bags. You bring them to the store from home. You use these instead of the plastic bags. The plastic grocery stores are not good for the environment. These plastic bags usually end up in the trash. If you use a reusable bag, you won't create all of that plastic trash.



What is the author's point?

How do the photographs support the author's point?

What reason does the author give to prove the point?

What is the author's purpose?


How do you know you are reading an entertaining story?

How do you know you are reading an informative text?

© Jessica Tobin, Elementary Nest

490L

Going to college can help your future. This is where students go to learn after high school. At college, you study about a specific job. There are many areas you can study. People study to become a teacher, doctor, lawyer. When you are done, you get a job. This can help you get a good job when you grow up.



What is the author's point?

How do the photographs support the author's point?

What reason does the author give to prove the point?

What is the author's purpose?

How do you know you are reading an entertaining story?

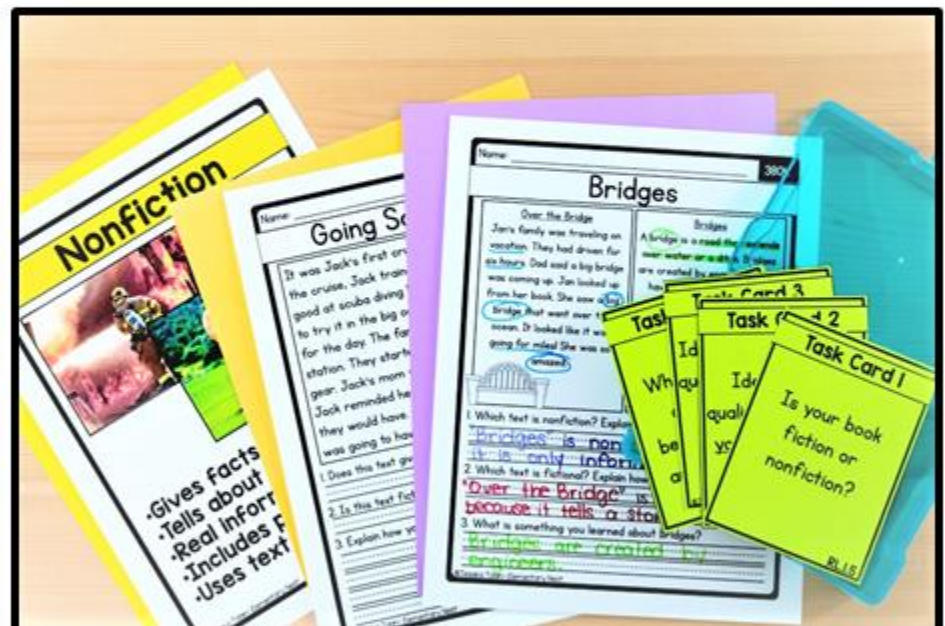
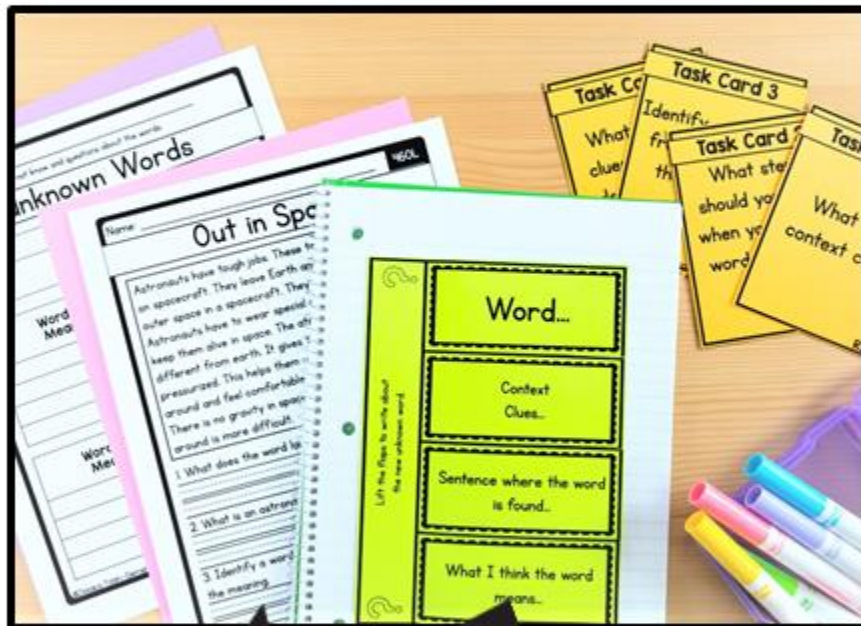
How do you know you are reading an informative text?

© Jessica Tobin, Elementary Nest

RI.1.8 Activities Shown

Check Out Each Unit

You can scroll through each individual unit here to get a closer look.



Thanks! Please email me at elementarynest@gmail.com if you have any questions.