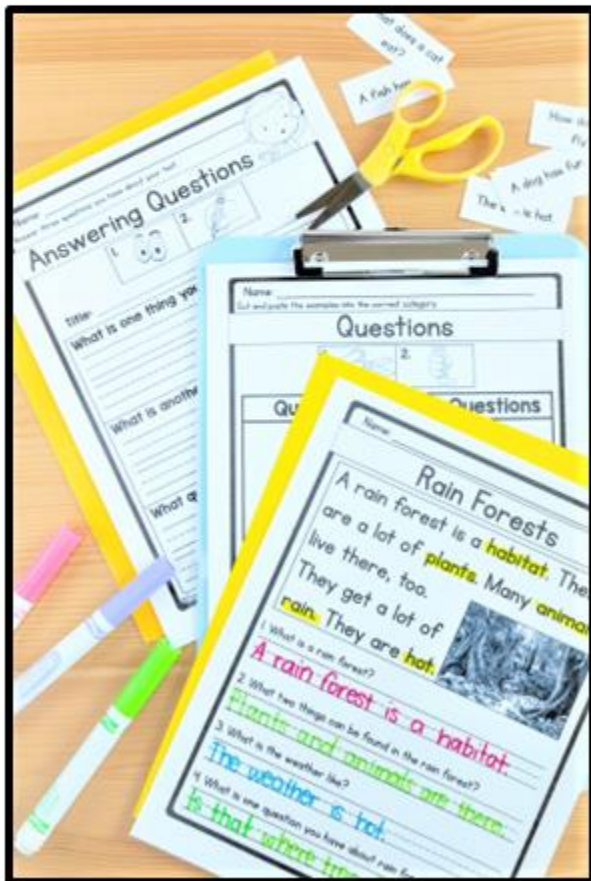



Kindergarten Nonfiction

This kindergarten Bundle has lesson plans, graphic organizers, Lexile-leveled reading passages, and other supplemental activities that cover all Common Core Reading Informational standards.



9 Standards Included

- **Ask & Answer**
- **Main Topic**
- **Describing Connections**
- **Unknown Words**
- **Parts of a Book**
- **Authors and Illustrators**
- **Images in a Text**
- **Author's Point**
- **Compare and Contrast**



This bundle can be used with many reading block structures. Whether you use Daily 5, Reader's Workshop, or simple small group and centers, you can find a way to use these lessons and activities.

What Teachers Have Said...



“I love that I can clearly and efficiently teach each of the standards for reading nonfiction with this resource. I can also have a paper assessment in hand to give them a grade on the report card. In addition, I can pull the graphic organizers and skills from this resource and apply them to ANY nonfiction book I want to read to my class throughout the year!”

“Such an amazing resource. Thank you so much for providing such a great variety of detailed activities and plans. Very easy to use. I did not have time to do all of the suggested activities, but it’s very easy to do parts that work for you!”

“This resource has been a great help. I like that it has anchor charts, suggestions for read- alouds, and activities for each part of the gradual release model.”

Mini Lessons

There are 3-4 mini lessons in each unit. Each mini lesson has 3 to 4 activities. This may take between one to two weeks to complete, depending on how long your ELA block is. Activities range from group work, partner activities, whole group lessons, and independent activities.

Questions

Use the sentences that help learn more about something. Questions use question marks.

Asking Questions- reader asks questions to learn more about the text

Answering Questions- reader listens to the text to learn the answers to a question

RI.K.1- lesson 1

Kindergarten Reading: Informational Lesson

I can ask and answer questions about a text.

During the lesson, I will attempt and support, ask and answer questions about key details in a text.

Mini Lesson Focus: What are Questions?

Materials:

- Anchor chart
- Questions poster
- Materials for Mini-Pair-Share

Worksheets & Passages

On top of the lesson plans you get for each unit, you also get graphic organizers and reading passages that will help you teach each unit. These can be used during this unit AND reused throughout the year as review.

The collage displays several educational materials:

- Main Topic (Blue):** A graphic organizer with a central circle labeled 'Main Topic' and two side boxes labeled 'Detail'. It includes a drawing of a boy and a pencil.
- Main Topic (Orange):** A graphic organizer with a central circle labeled 'Main Topic' and two side boxes labeled 'Detail'. It includes a drawing of a boy and a pencil.
- Main Topic (Green):** A graphic organizer with a central circle labeled 'Main Topic' and two side boxes labeled 'Detail'. It includes a drawing of a boy and a pencil.
- At the Farm (Yellow):** A reading passage titled 'At the Farm' with a picture of a farm. The text says: 'Here is a farm. Crops are grown on a farm. Corn is a crop. Wheat is also a crop. Animals live on a farm. Pigs and chickens can live on farms.' It includes a drawing of a tractor.
- What are Fish? (Orange):** A reading passage titled 'What are Fish?' with a picture of a fish. The text says: 'Fish are animals. They swim in water. They have two eyes and can breathe in the water. They use gills to breathe.' It includes a drawing of a fish.
- Rain, Rain, Go Away (Blue):** A reading passage titled 'Rain, Rain, Go Away' with a picture of a child jumping in a puddle. The text says: 'Rain falls. It comes from the sky. Rain makes all things wet. Rain can make a puddle. Some kids may jump in one.' It includes a drawing of a child jumping in a puddle.
- Main Topic (Yellow):** A graphic organizer with a central circle labeled 'Main Topic' and two side boxes labeled 'Detail'. It includes a drawing of a boy and a pencil.
- Main Topic (Blue):** A graphic organizer with a central circle labeled 'Main Topic' and two side boxes labeled 'Detail'. It includes a drawing of a boy and a pencil.
- What's On My Feet? (Green):** A reading passage titled 'What's On My Feet?' with a picture of shoes. The text says: 'Shoes go on your feet. Shoes keep your feet clean. Shoes keep your feet safe. Some shoes have laces.' It includes a drawing of shoes.
- A Great Fruit (Pink):** A reading passage titled 'A Great Fruit' with a picture of apples. The text says: 'Apples are food. They grow on an apple tree. They are a fruit. They have seeds inside. They can be red, green, or yellow.' It includes a drawing of apples.

RI.K.2 Activities Shown

Check a Passage Out!

The kindergarten passages are one-page reading practice.


These passages are leveled professionally by Lexile. Each passage fits within the suggested kindergarten level range.

Then, there are 4 follow-up questions that relate to the standard itself and overall comprehension.


Name: _____

Mother Hen


A hen is a female chicken. A hen is a bird. A hen will lay eggs. Then, she will roost the eggs. She will keep them warm.



1. Illustrate what the front cover might look like.



2. Illustrate what the back cover might look like.



3. What is a hen?

4. What does roost mean?

©2008 Nov 2008

RI.K.5 Passage Shown

Small Group Centers

You're provided with small group activities to help give the students hands-on practice with the standard skill.

What is one way that a dog walker and a dog groomer are connected?

What is another set of people who could be connected?

How are hair stylists and barbers connected?

The hair stylist cuts hair on a head. The barber cuts hair on a face.

The teacher reads to the kids. The librarians help them find books.

The vet makes animals feel better. The kids feel better.

Staple here.

Staple here.

Staple here.

Staple here.

RI.K.3 Activities Shown

Final Assessment

To wrap up the unit, you'll receive a formal assessment at the end that covers the standard skill you've just taught.


Name: _____ RI.K.8

Author's Reason Assessment


1. What is a point in a nonfiction text?
▲ a definition
■ what a word might mean
● how the author feels

2. How does the author support his or her point?
▲ quotations
■ punctuation
● reasons

3. Why is this important?
▲ to prove his or her point
■ to make us laugh
● to make the text longer

4. Write an example reason for the point.
"All students should get extra recess time."


All kids should have a bike. Bikes teach kids balance. They are fun for kids to ride. They help kids get physical exercise.



5. What is the author's point?

6. What is one reason that supports the point?

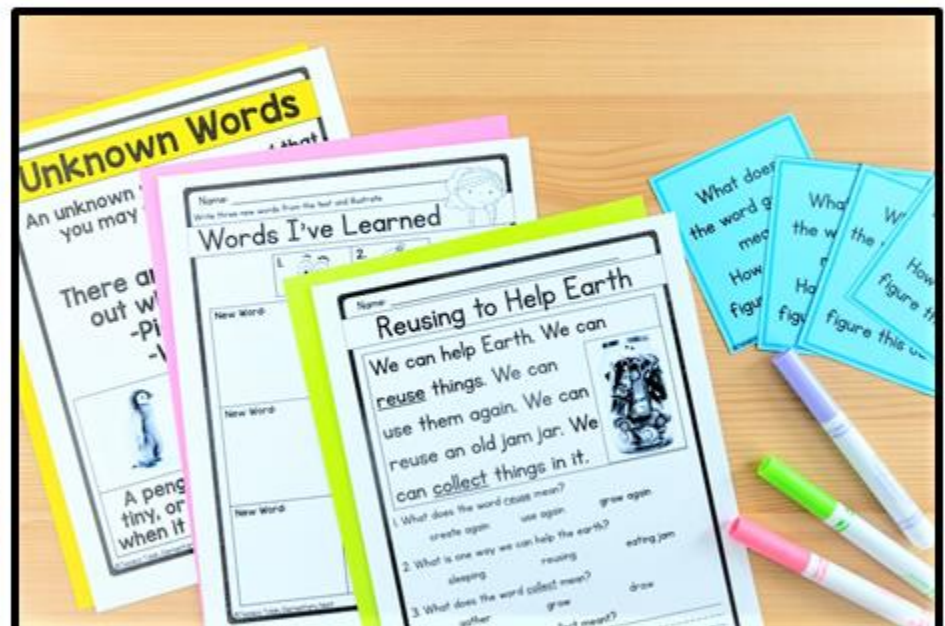
7. What is another reason that supports the point?

Do you agree with the author's point? Why?

RI.K.8 Activities Shown

Check Out Each Unit

You can scroll through each individual unit here to get a closer look.



Thanks! Please email me at elementarynest@gmail.com if you have any questions.