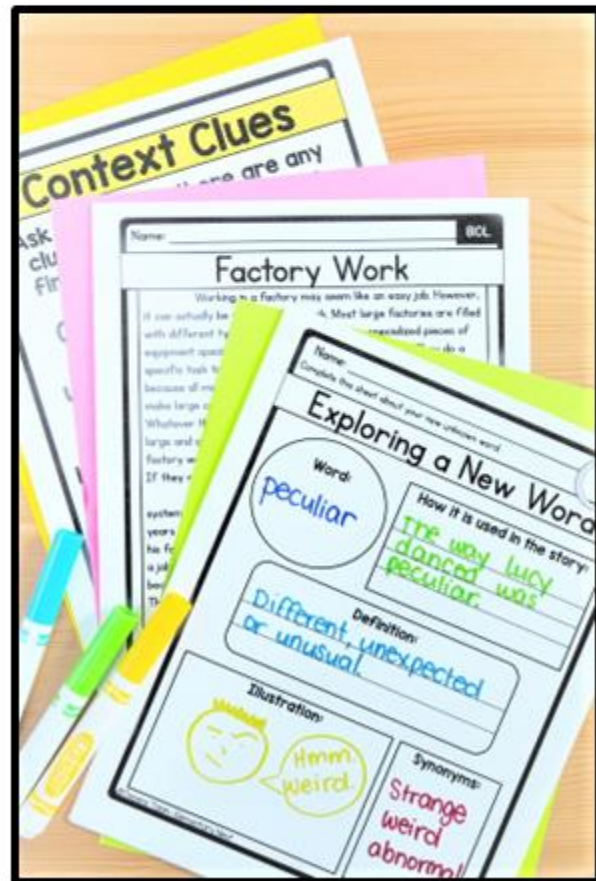
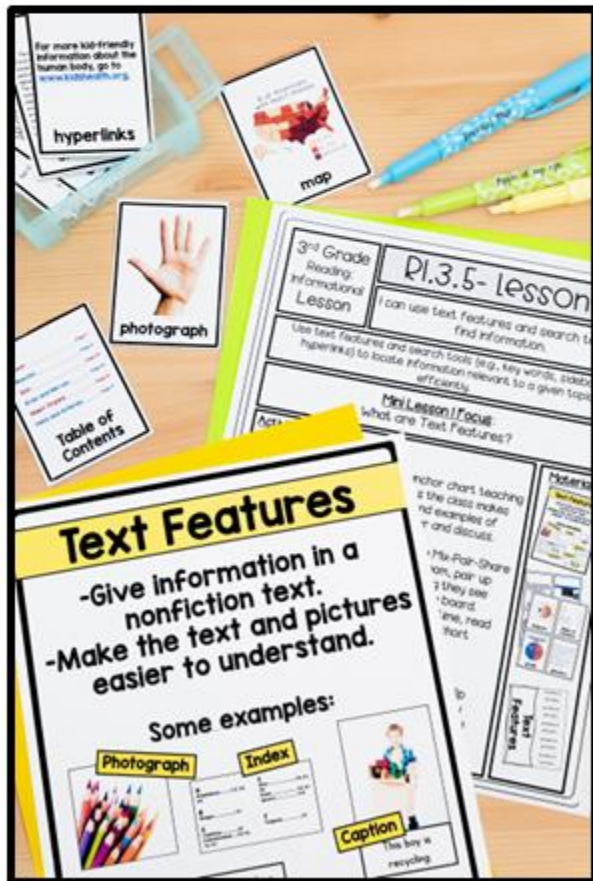


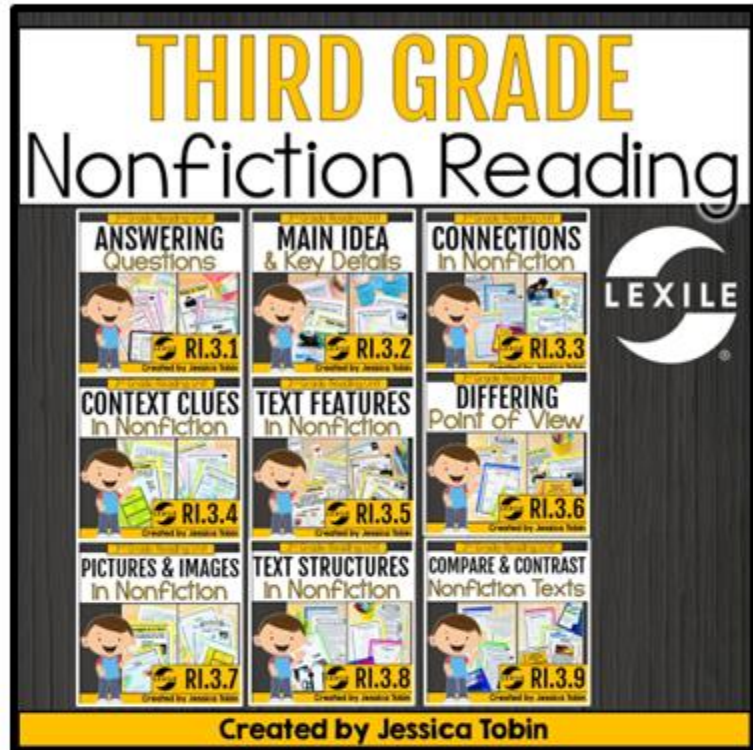
3rd Grade Nonfiction

This 3rd Grade Bundle has lesson plans, graphic organizers, Lexile-leveled reading passages, and other supplemental activities that cover all Common Core Reading Informational standards.



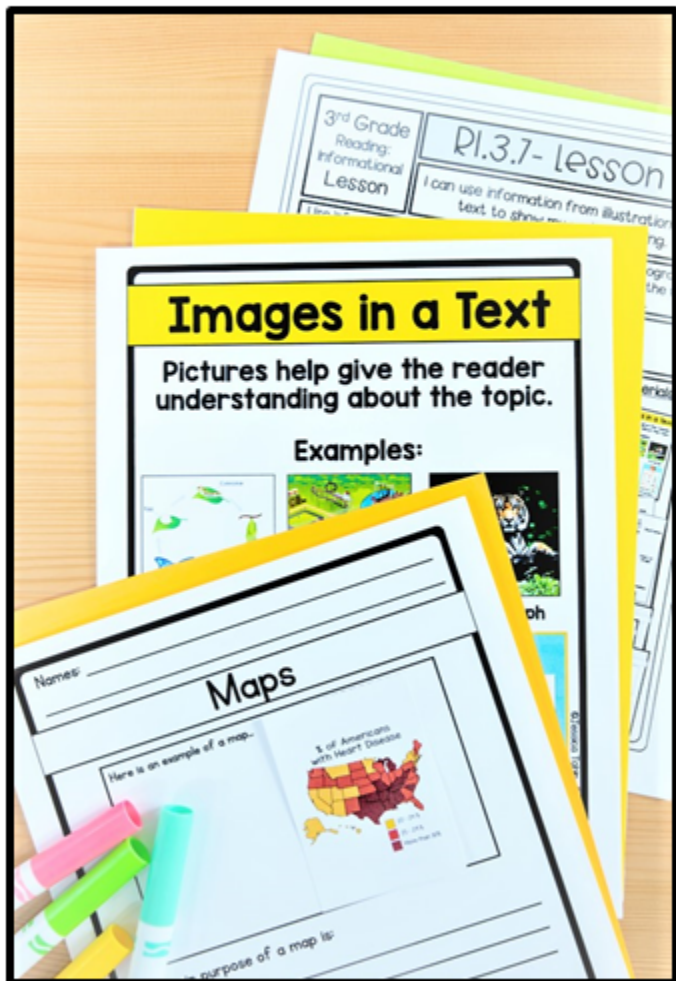
9 Standards Included

- Ask & Answer
- Main Idea
- Making Connections
- Context Clues
- Text Features
- Point of View
- Text Features and Images
- Text Structure
- Compare and Contrast



This bundle can be used with many reading block structures. Whether you use Daily 5, Reader's Workshop, or simple small group and centers, you can find a way to use these lessons and activities.

What Teachers Have Said...



"This is an absolute gem of a product. I will be buying the rest of these soon. Each standard is individually addressed with presentations and activities that the kids love. The bonus is that students have to write their answers."

"My students were engaged by these passages and questions. The passages were an appropriate lexile and interest level. The answers had to be written out which my students needed practice with rather than multiple choice."

"This was the best resource I have ever purchased! So many great resources in here, including great passages. Perfect amount of rigor, tons of things to use for independent practice. Amazing!!"

Mini Lessons

There are 3-4 mini lessons in each unit. Each mini lesson has 3 to 4 activities. This may take between one to two weeks to complete, depending on how long your ELA block is. Activities range from group work, partner activities, whole group lessons, and independent activities.

The collage features several educational resources:

- Lesson Plan:** A document titled "3rd Grade Reading: Informational Lesson" with the objective "I can ask and answer questions about a text, and refer to the text explicitly to support answers." It includes sections for "Mini-Lesson Practicing Asking Questions" and "Activities to Teach" with three steps: creating an anchor chart, reading a nonfiction text, and displaying a nonfiction text on the board.
- Suggested Read Alouds:** A list of books including "Fake Out" by Ginjer L. (with a photo of a pot on a stove), "Jane Goodall" by William B. Rice (with a photo of a savanna), and "National Geographic Kids Readers" by various authors (with a photo of a koala).
- Activities:** A worksheet titled "Questions" with the text: "During an informational text, readers answer questions and ask questions." It includes instructions: "Asking Questions- asking yourself questions while reading" and "Answering Questions- text must be used to find answers".
- Image Prompts:** A blue worksheet titled "Naming and Asking" with sections for "State one thing about the image" and "Ask one question about the image." It includes images of a koala and a drum set.
- Other Images:** A card with various styles of eyeglasses, a photo of a girl reading, a photo of wind turbines, a photo of a dog swimming, and a photo of a book titled "ODD".

RI.3.1 Activities Shown

Worksheets & Passages

On top of the lesson plans you get for each unit, you also get graphic organizers and reading passages that will help you teach each unit. These can be used during this unit AND reused throughout the year as review.

The collage displays several educational materials:

- Main Topic or Main Idea:** A worksheet with a large box for the main topic and a smaller box for main ideas.
- Main Idea:** A worksheet with a central box for the main idea and three arrows pointing to boxes for key details #1, #2, and #3.
- Main Idea & Key:** A worksheet with a central box for the main idea and three arrows pointing to boxes for key details.
- Main Idea Web:** A graphic organizer with a central circle for the main idea and four surrounding boxes for details.
- Main Idea:** A worksheet with a central circle for the main idea and a surrounding box for key details.
- Changes for America:** A reading passage about the Transcontinental Railroad, including a map of the route and a timeline of events.
- The Pacific Crest:** A reading passage about the Pacific Crest Trail, including a map of the trail and a timeline of its history.
- The Ocean Habitat:** A reading passage about the ocean, including a diagram of the ocean's layers and a list of marine life.
- Staying Safe:** A reading passage about weather safety, including a list of weather types and a list of safety tips.
- Making Better Choices:** A reading passage about grocery store choices, including a list of food types and a list of healthy choices.
- Water Ahead:** A reading passage about natural disasters, including a list of disaster types and a list of safety tips.

RI.3.2 Activities Shown

Check a Passage Out!

The 3rd grade passages are one-page reading practice.

These passages are leveled professionally by Lexile. Each passage fits within the suggested 3rd grade level range.


Then, there are 3 follow-up questions that relate to the standard itself and overall comprehension.

780L
Name: _____

Let's Take a Ride

There are many ways to travel around the world: traveling by car, by train, or by foot are just a few. The quickest mode of transportation for traveling around the world would be an airplane. Many people choose airplanes as their form of travel if they have a long distance to go. If someone wanted to go from Washington to Florida, which are on opposite sides of the United States, they could drive their car or take a plane. The distance is over 3,000 miles. If someone drove their car, this could take them forty-eight hours. If they hopped in an airplane, they could get there in about six hours.

The reason that planes can get someone to their destination quicker is because they can fly at extreme speeds. There are many different sizes of airplanes. Some are tiny planes that only carry a few people. Some are large and carry hundreds of passengers. Inside an airplane, there are rows of cushioned seats. Passengers must wear a seatbelt while the plane is moving. The plane will ascend into the sky. Once it reaches a certain altitude, passengers can stand up and move around the plane. However, the pilot always suggests staying seated. A pilot is the person in control of flying the airplane. The co-pilot sits alongside the pilot in the cockpit. They assist the pilot in flying the airplane for safety purposes.



An airplane waits to take off at sunset.

Take a Ride

Washington to Florida is better than driving.

explain what part of the text helped you find the

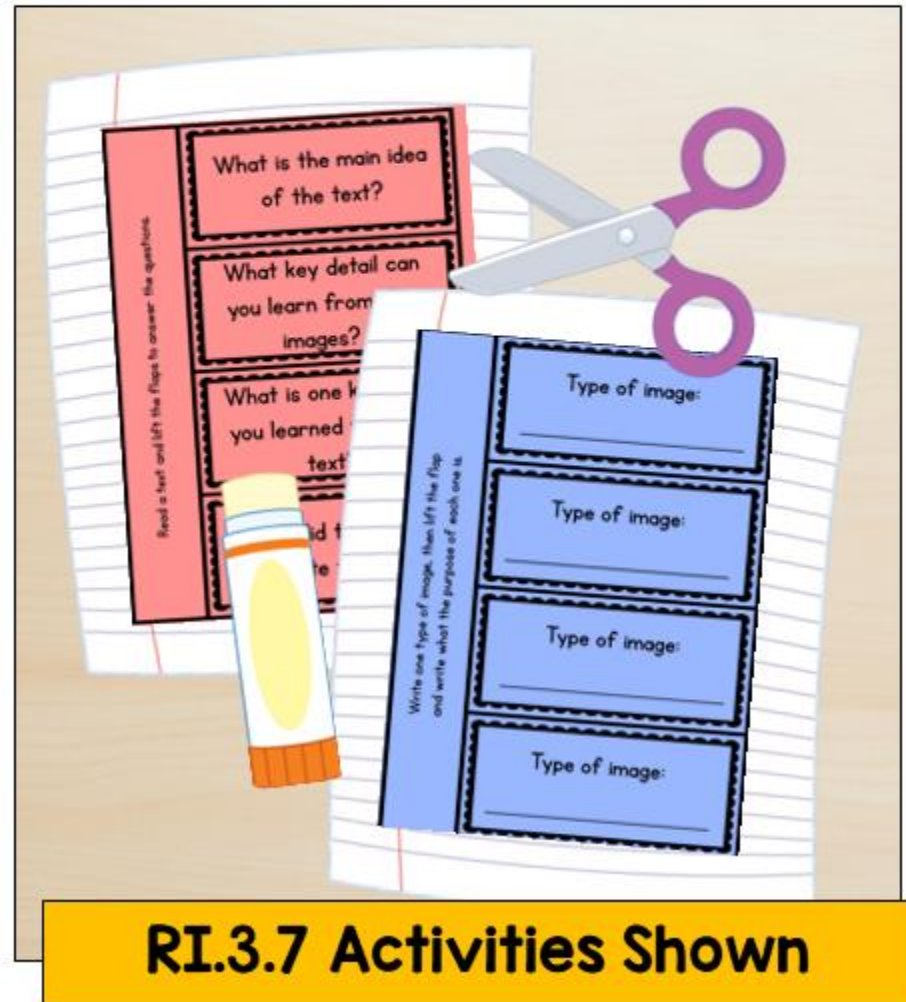
and explain what part of the text helped you find the

5. Why do you think a co-pilot rides with a pilot on every flight?

RI.3.1 Passage Shown

Extra Resources

For even more practice, you can use these interactive notebook templates and task cards to use with classroom texts and review activities.





RI.3.7 Activities Shown


Final Assessment

To wrap up the unit, you'll receive a formal assessment at the end that covers the standard skill you've just taught.

Three overlapping assessment worksheets are shown, each with a green header and a white body. The worksheets are for the standard RI.3.2.

Worksheet 1 (Left): Header: RI.3.2, Main Idea Assessment. Question 1: What is a main idea? Options: a. one detail about the story, b. a prediction about the story, c. what the story is mostly about, d. the ending of a story. Question 2: What is a key detail? Options: a. what the story is mostly about, b. a fact that supports the main idea, c. a prediction about the story, d. the beginning of a story. Question 3: What is the difference between the main topic and the main idea? Question 4: Look at this book cover to the right. Create a possible main idea for this text. 


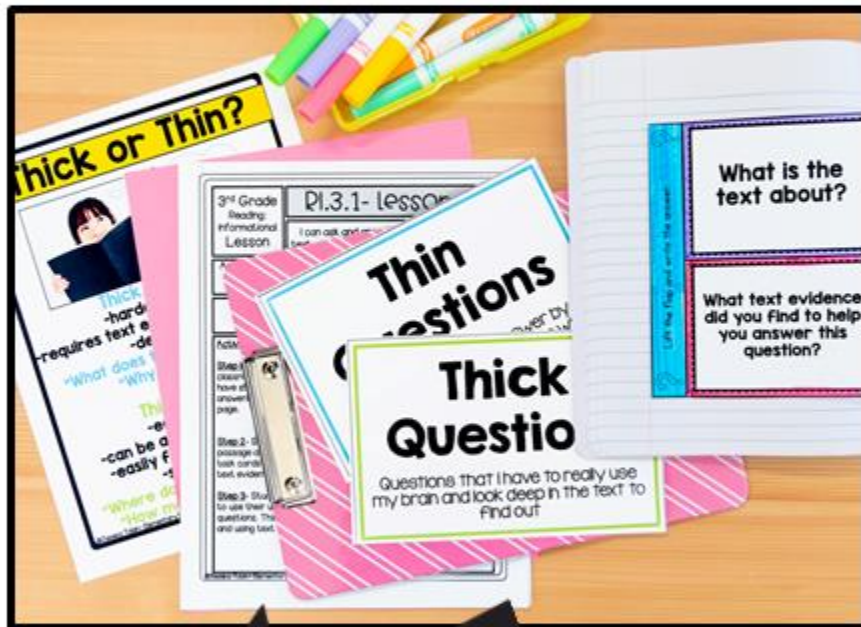
Worksheet 2 (Middle): Header: 790L. Text: Sports are activities that children and adults are able to play. There are a variety of different types of sports. Some sports require a piece of equipment, such as soccer using one soccer ball. Some require much more equipment. Golf requires many clubs and tees. Another way that sports can be different is the number of people that participate. Some sports involve one person playing, like in bowling. Sports like hockey require a large team of athletes. Questions: What is the main topic of this text? What are two different sports? What is the main idea of this text? What is a key detail that supports the main topic? 

Worksheet 3 (Right): Header: 770L. Text: Recess should be necessary for all students in school. It is a 30 minute activity that all students need to have. There are many benefits to giving students recess time. It can help them stay healthy. It can also help their minds as well because they can take a mental break during a school day. Kids can also socialize with other students and make new friends during recess. The benefits of recess far outweigh the negatives.  Questions: What is the main idea of this text? What is a key detail that supports the main topic? What is another key detail that supports the main topic?

RI.3.2 Activities Shown

Check Out Each Unit

You can scroll through each individual unit here to get a closer look.



Thanks! Please email me at elementarynest@gmail.com if you have any questions.