

8 Standards Included

- Ask & Answer
- Retelling a Story
- Story Elements
- Unknown Words
- Types of Fiction
- Authors and Illustrators
- Illustrations
- Compare & Contrast



This bundle can be used with many reading block structures. Whether you use Daily 5, Reader's Workshop, or simple small group and centers, you can find a way to use these lessons and activities.

What Teachers Have Said...



"This is an amazing resource with lots of options to help students. My students have loved the activities and the packet is put together so that it is easy to use and prep time was minimal. You did an amazing job on this product!"

"This is an amazing resource! I do not have enough time to complete each lesson and all of the corresponding activities, but I was easily able to pick and choose/adapt the information to make it work for my class. The visuals are great!"

"These are wonderful little units! Love how you added the google slides now as well! Cannot wait to use again this year with students. Very easy to use and good resources included to check for student understanding of the standard."

Mini Lessons

There are 3-4 mini lessons in each unit. Each mini lesson has 3 to 4 activities. This may take between one to two weeks to complete, depending on how long your ELA block is. Activities range from group work, partner activities, whole group lessons, and independent activities.

Kindergarten Reading: Literature Lesson
RL.K.1- lesson 1
I can ask and answer questions about a text.
With prompting and support, ask and answer questions about key details in a text.
Mini-Lesson Focus: What are Questions?
Activities to Teach
Step 1: Teacher will create an anchor chart teaching students about asking and answering questions. Students can participate in the creation of the anchor chart through teaching questioning and discussion or display mini poster and discuss.
Step 2: Teacher will read a question or sentence. Students will turn and talk with a partner to discuss if it is a question or not a question. Then, they must explain why.
Step 3: Students will participate in a Mix-Pair-Share activity. They will mix up around the room, pair up with a new partner, and discuss whether the picture card has a question or not a question.

Questions
-Questions are sentences that are asked to help learn more about something.
-Questions use question marks.
Who, What, Where, When, Why, How
Asking Questions- reader asks questions to learn more about the story
Answering Questions- reader listens to the story to learn the answers to a question

Why is she in the bushes?
She looked all over for clues.
What does the boy see?
It looks like someone was here.
Who will hold the flashlight for me?
The kids took a nap.
When did you see her?
We ate an apple.
What is your name?

RL.K.1 Activities Shown

Worksheets & Passages

On top of the lesson plans you get for each unit, you also get graphic organizers and reading passages that will help you teach each unit. These can be used during this unit AND reused throughout the year as review.

The image displays a collection of colorful educational worksheets and reading passages. The worksheets include:

- Fiction or Nonfiction**: A worksheet with a title box, a section for 'Fiction Books', and a section for 'Nonfiction Books'. It includes a graphic organizer with a pencil icon and a question: 'What do you like to read about?'.
- We Play**: A worksheet with a title box and a section for 'Fiction or Nonfiction'. It includes a graphic organizer with a pencil icon and a question: 'What do you like to read about?'.
- Look Up!**: A worksheet with a title box and a section for 'Fiction or Nonfiction'. It includes a graphic organizer with a pencil icon and a question: 'What do you like to read about?'.
- Jen's Hello**: A reading passage with a title box and a section for 'Fiction or Nonfiction'. It includes a graphic organizer with a pencil icon and a question: 'What do you like to read about?'.
- Pat's Mug**: A reading passage with a title box and a section for 'Fiction or Nonfiction'. It includes a graphic organizer with a pencil icon and a question: 'What do you like to read about?'.
- Types of Text**: A worksheet with a title box and a section for 'Fiction or Nonfiction'. It includes a graphic organizer with a pencil icon and a question: 'What do you like to read about?'.
- Tuck Me In**: A reading passage with a title box and a section for 'Fiction or Nonfiction'. It includes a graphic organizer with a pencil icon and a question: 'What do you like to read about?'.
- The Big Pig**: A reading passage with a title box and a section for 'Fiction or Nonfiction'. It includes a graphic organizer with a pencil icon and a question: 'What do you like to read about?'.
- All About Pets**: A reading passage with a title box and a section for 'Fiction or Nonfiction'. It includes a graphic organizer with a pencil icon and a question: 'What do you like to read about?'.
- All About Jets**: A reading passage with a title box and a section for 'Fiction or Nonfiction'. It includes a graphic organizer with a pencil icon and a question: 'What do you like to read about?'.

RL.K.5 Activities Shown

Check a Passage Out!

The kindergarten passages are one-page reading practice.


These passages are leveled professionally by Lexile. Each passage fits within the suggested kindergarten level range.

Then, there are 4 follow-up questions that relate to the standard itself and overall comprehension.


Name: _____

I Need a Nap

I did a lot today. First, I went for a hike. I hiked in the woods. Then, I ran to my pal's yard. We had fun in the yard. Now, I need a nap.



1. Which picture shows what happens first in the story?



2. Where did the boy hike?
his friend's yard a hammock the woods

3. What part of the story does the illustration show?

4. What other illustration could represent this story?

©2008 Oct 2008

RL.K.7 Passage Shown

Small Group Centers

You're provided with small group activities to help give the students hands-on practice with the standard skill.

Not Questions

When does it take place?

Who are the characters?

They are in the woods.

When does it take place?

Who are the characters?

Our Tea Party

The rain fell outside for three days straight. Julia was so bored. Julia's mom told her to find something to do. She tried playing on her iPad. She tried watching TV. She was still bored. So, she went upstairs. She took her pet bird with her. She wanted to have a tea party with her pet bird. She found all her mugs, pots, for the tea party. She set the table with her red tea set. She put a flower on her bird's head. It was perfect. Then, she found her dress up chest and she wore fancy clothes. Now that she had fancy clothes and a tea party, she did not feel bored anymore.

What question about the story?

Where did she find her dress up clothes?

What did Julia's mom tell her?

What did her bird do while she set up the tea party?

Did she like her tea party?

on her head?

RL.K.I Activities Shown

Final Assessment

To wrap up the unit, you'll receive a formal assessment at the end that covers the standard skill you've just taught.

Name: _____ RL.K.6

Author & Illustrator Assessment


1. What is the author's job?
▲ write the story
■ draw the pictures
● reads the story out loud

2. What is the illustrator's job?
▲ write the story
■ draw the pictures
● reads the story out loud

3. What is one thing an illustrator may use?
▲ keyboard
■ markers
● pencil

4. What is one thing an author may use?
▲ crayons
■ markers
● keyboard


5. Which person uses drawings to add to the text?



The Cat's Day

Author: Stan Fall
Illustrator: Autumn Smith

The cat will nap. The cat will stretch. The cat will purr. The cat will play. The cat will run. The cat will eat. The cat is happy.




6. What does the author write about?

7. What does the illustrator show?

8. Did the author or illustrator show that the cat's owner is a girl?


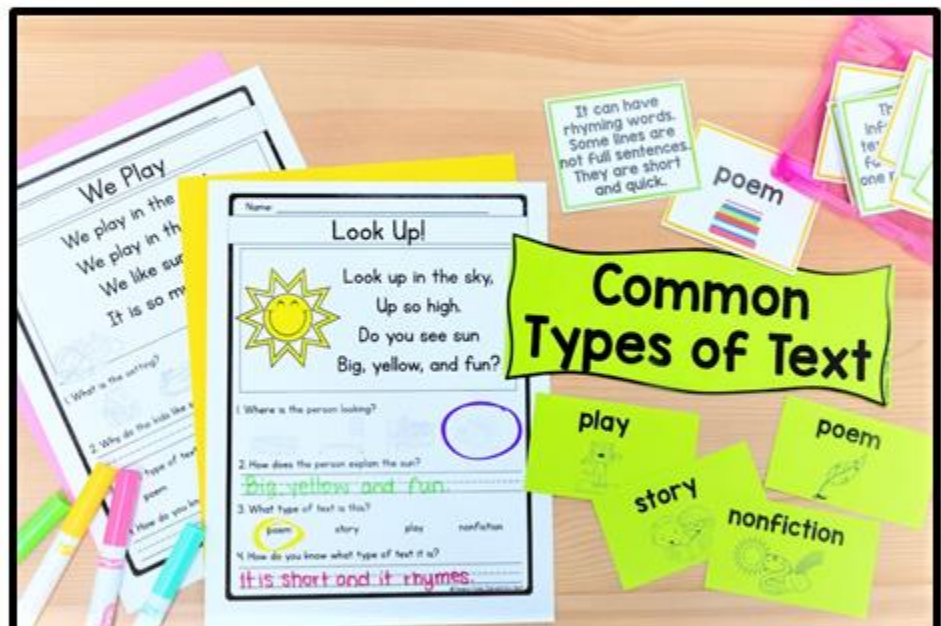
Draw another illustration that would have matched the story.



RL.K.6 Activities Shown

Check Out Each Unit

You can scroll through each individual unit here to get a closer look.



Thanks! Please email me at elementarynest@gmail.com if you have any questions.