

GINGERBREAD READING



Making Gingerbread

Gingerbread is a special type of cookie. It can be made to look like anything. It can be made to build, the gingerbread that has a special recipe. To make gingerbread, you need ginger, nutmeg, cinnamon, eggs, sugar, and molasses. Once the ingredients are mixed together, roll out the dough with a rolling pin as flat as you can. Use cookie cutters to cut out shapes in their shapes will go into the oven to bake. Some people like to decorate these cookies after they are baked. You can make gingerbread men and women to match the holiday season.

Nonfiction

Facts About Making Gingerbread

Gingerbread

- Gingerbread has molasses, sugar, and other ingredients in it.
- Gingerbread is made of only sugar, eggs, and milk.
- Gingerbread can only be eaten during the holidays.
- There is only one type of gingerbread cookie.
- Gingerbread is used to make gingerbread houses.
- People like to make gingerbread houses.

Now, write one true fact and one false fact on the lines below.

Story Elements

Name: _____

Describe each of the story elements with details from the story.

Fiction Questions

Name: _____

1. Based on the story, what can you learn about cooking gingerbread cookies?

2. Who chased the gingerbread man? Why did they chase him?

3. What kept repeating?

The Gingerbread Man

Once upon a time, there was a little old woman and a little old man. The little old woman made a big batch of gingerbread dough. She rolled out the dough with a rolling pin, cut it out in the shape of a man, and put it in the oven. When she pulled the gingerbread man out of the oven, he jumped out of the oven. He ran right out the door. The little old man and the little old woman chased after him. The gingerbread man could say with, "Run, run, as fast as you can. You can't catch me. I'm the gingerbread man." The gingerbread man ran through the backyard. A dog saw the gingerbread man and yelled, "Stop!" The gingerbread man kept on running and singing his song, "Run, run, as fast as you can. You can't catch me. I'm the gingerbread man." The gingerbread man ran past the barn. Inside the barn was a cow. The cow yelled, "Stop!" The gingerbread man kept running and said, "Run, run, as fast as you can. You can't catch me. I'm the gingerbread man." The cow and the dog were chasing the gingerbread man. The gingerbread man ran past a river. He found a fox. The fox said, "Gingerbread man, jump on my back." The gingerbread man jumped on the fox's back. He was free at last. The fox told him he was too heavy for his back. He told the gingerbread man to walk off. When the gingerbread man walked off, he flipped the cookies into the air and they fell.

Compare & Contrast

The Gingerbread Man

How are the two passages similar?

Both _____

How are the two passages different?

HOW TO USE

These passages can be used as:

- Independent reading
- Instruction on fiction vs. nonfiction
- Supplemental reading for your Gingerbread unit
- Small group work
- Homework or morning work
- Assessments
- Early finisher activities



WHAT'S INCLUDED?



Fiction Passage

- Passage
- Comprehension Questions
- Sequencing
- Story Elements

Nonfiction Passage

- Passage
- Comprehension Questions
- Fact Writing
- True and False Facts

Compare & Contrast

- Questions
- Venn Diagram

NONFICTION PASSAGE

Making Gingerbread



Gingerbread is a special type of cookie. It can be made to eat, or it can be made to build. The gingerbread that is made to eat has a special recipe. To make gingerbread, a baker must have ginger, nutmeg, cinnamon, eggs, molasses, and sugar. Once the ingredients are mixed together, the baker will roll out the dough with a rolling pin as flat as they'd like. The thinner the dough, the thinner the cookie. He or she will then use cookie cutters to cut out shapes in their flat dough. These shapes will go into the oven to bake. Some bakers will use icing to decorate these cookies after they cool off. Many people make gingerbread men and gingerbread women during the holiday season.

There is a holiday tradition that uses gingerbread. This tradition occurs around Christmas time. Friends and family use gingerbread cookies to make gingerbread houses. They use gingerbread shapes for the walls and roof. Then, they use icing like glue to build a house. People will decorate the house they build with candy and icing. This type of gingerbread is very hard. The gingerbread that people eat, like cookies, is typically much softer. Gingerbread can be baked and eaten at any time of the year, but people really love to get into the holiday spirit by baking gingerbread.

©Jessica Tobin, Elementary Nest

Name: _____

Facts About Making Gingerbread



Name: _____

Read the facts. Color the borders of the true facts green. Color the border of the false facts red.

Gingerbread



Gingerbread has molasses, sugar, ginger, and other ingredients in it.

Gingerbread is made of only sugar, eggs, and milk.

Gingerbread can only be eaten during the holidays.

Gingerbread is to be rolled out in order to be baked.

There is only one type of gingerbread cookie.

People like to build gingerbread houses during the holidays.

Now, write one true fact and one false fact on your own paper.

Name: _____

Nonfiction Questions



1. Identify what a baker needs for gingerbread cookies.

2. Explain the steps of cooking a gingerbread cookie.

3. What do people do with gingerbread during the holidays?

4. Describe one thing you learned about gingerbread.

FICTION PASSAGE

The Gingerbread Man



Once upon a time, there was a little old woman and a little old man. The little old woman made a big batch of gingerbread dough. She rolled out the dough with a rolling pin, cut it out in the shape of a man, and put it in the oven. When she pulled the gingerbread man out of the oven, the gingerbread man jumped off the pan. He ran right out the door. The little old man and the little old woman chased after him. All the gingerbread man could say was, "Run, run, as fast as you can. You can't catch me. I'm the gingerbread man."

The gingerbread man ran through the backyard. A pig saw the gingerbread man and yelled, "Stop!". The gingerbread man kept on running and singing his song, "Run, run, as fast as you can. You can't catch me. I'm the gingerbread man."

The gingerbread man ran past the barn. Inside the barn, there was a cow. The cow yelled, "Stop!" The gingerbread man kept running and said, "Run, run, as fast as you can. You can't catch me. I'm the gingerbread man." Now, the old man, old woman, pig, and cow were chasing the gingerbread man.

The gingerbread man came to a river. He found a fox near this river. The fox said, "Gingerbread man, jump on my tail. I'll get you across". The gingerbread man jumped on and sailed across the river. He was free at last. The fox told the gingerbread man he was too heavy for his tail. He told him to walk to his head. When the gingerbread man walked to the fox's head, the fox flipped the cookie into the air and ate it right up.

©Jessica Tobin, Elementary Nest

Name: _____


Retell the important parts of the story in your own words. Draw a picture and explain. Include as much detail as you can.

Describe the *sequence* of The Gingerbread Man.



Name: _____

Fiction Questions



1. Based on the story, what can you learn about cooking gingerbread cookies?

2. Who chased the gingerbread man in the story? Why did they chase him?

3. What kept repeating throughout the story?

4. How did the fox trick the gingerbread man?

©Jessica Tobin, Elementary Nest

Name: _____

Describe each of the story elements with details from the story.

Story Elements



CHARACTERS

SETTING



EVENTS

PROBLEM & SOLUTION

MORAL

©Jessica Tobin, Elementary Nest

COMPARE & CONTRAST

After completing the fiction and nonfiction passages, students will compare the passages.

 **GINGERBREAD** 

1. How are the two passages similar?


2. How are the two passages different?

3. Write one thing you've learned about gingerbread from both texts.


4. Which text did you like reading better? Why?

Name: _____

Compare & Contrast

The Gingerbread Man 

	Both	

 **Making Gingerbread**

THREE OPTIONS

- regular print-out worksheet style
- notebook templates
- digital

