

8 Standards Included

- Ask & Answer
- Recounting
- Character Response
- Words and Phrases
- Structure
- Point of View
- Illustrations
- Compare & Contrast



This bundle can be used with many reading block structures. Whether you use Daily 5, Reader's Workshop, or simple small group and centers, you can find a way to use these lessons and activities.

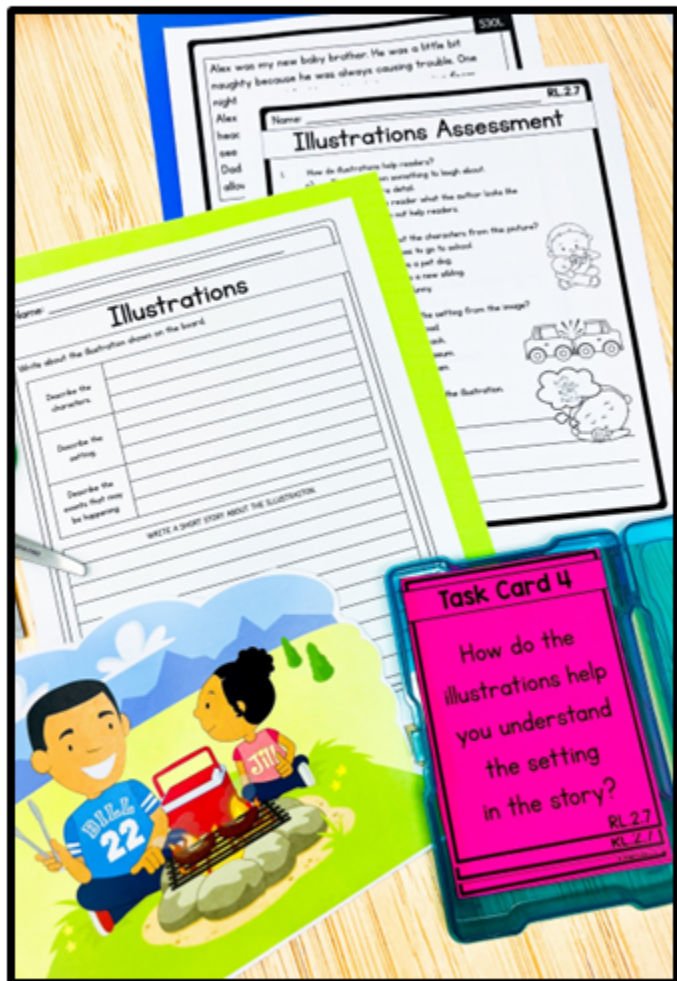
What Teachers Have Said...

“Sooooo many resources. This is truly a complete package. This was a helpful and easy to follow resource! Thank you for creating! My students enjoyed the activities, and I enjoyed the ease of use! Your work is always the best quality!”

“I absolutely love these packets!!!!

Here are my reasons why:

- 1) the mini lessons truly are “mini”
- 2) the standard is broken down and approached in a scaffolded way from the first day to the last day of the unit
- 3) the format is always the same, which really helps me with planning purposes!
- 4) there are “extras” that come in handy for small group work, formative assessments, center activities, etc.
- 5) not only does it include the mini lessons and lots of activities, but also an assessment that is well-aligned with the standard!”



Mini Lessons

There are 3-4 mini lessons in each unit. Each mini lesson has 3 to 4 activities. This may take between one to two weeks to complete, depending on how long your ELA block is. Activities range from group work, partner activities, whole group lessons, and independent activities.

The collage features several educational materials:

- Lesson Plan:** A document titled "2nd Grade Reading: Literature Lesson" with the objective "I can compare and contrast two stories by different authors or cultures." It includes a "Mini-Lesson 3 Focus: Comparing Folk Tales" and "Activities to Teach" with four steps.
- Character Charts:** Two charts for "Traditional Little Red" and "Today's Little Hip Hen". Each chart has columns for "Characters", "Setting", "Event", and "Event".
- Activity Sheet:** A yellow sheet titled "Comparing The Little Red Hen Stories" with two overlapping circles for a Venn diagram.
- Illustrations:** Numbered cards (1-6) showing a dog reading, a hen, a hen in a window, a hen in a kitchen, a hen with a shopping cart, and a hen in a field.

RL.2.9 Activities Shown

Worksheets & Passages

On top of the lesson plans you get for each unit, you also get graphic organizers and reading passages that will help you teach each unit. These can be used during this unit AND reused throughout the year as review.

The image displays a collection of educational materials for 5th grade students, including reading passages and graphic organizers. The materials are arranged in a collage, showing various worksheets and passages. Each worksheet typically includes a reading passage, a title, and a graphic organizer with sections for Beginning, Middle, and End, along with questions to guide reading comprehension.

Visible titles and content include:

- Flower Planting Day**: A passage about a family's tradition of planting flowers in a city called Ft. Hayes.
- Science Class**: A passage about a science class where students observe groups in Mr. Jim's classroom.
- Winning the Fight**: A passage about a student who has been in the same class for three years.
- What If?**: A worksheet asking students to describe how a story would be different if it didn't include the beginning or middle.
- Focusing on the Beginning**: A worksheet asking students to describe the beginning of a story and whether it usually introduces characters and the setting.
- School at Night**: A passage about a family that drives to school for the annual Parent Open House.
- Setting Records**: A passage about two troublemakers at Falls Bridges who caused the most trouble on the slide.
- Toothbrush Games**: A passage about a student who called up to them from downstairs.
- About My Story**: A worksheet asking students to describe their story, including characters and the setting.
- Story Structure**: Multiple worksheets for identifying the Beginning, Middle, and End of a story.

RL.2.5 Activities Shown

Check a Passage Out!

The 2nd grade passages are one-page reading practice.


These passages are leveled professionally by Lexile. Each passage fits within the suggested 2nd grade level range.

Then, there are 3 follow-up questions that relate to the standard itself and overall comprehension.

Name: _____ 410L

Getting Out

"Robert, come out of the water for a second," my mom said. I did not want to get out. I wanted to swim all day. I did a few more flips under water. I looked up and saw my mom again. "I mean it, Robert! Come dry off so I can put some sunscreen on you," Mom said again. I guess she was right. I hadn't put on sunscreen in almost an hour and I'd been swimming all day. I followed directions and walked over to my mom to dry off. She promised that she would make it quick.



1. What point of view is this story told in?

2. How do you know that?

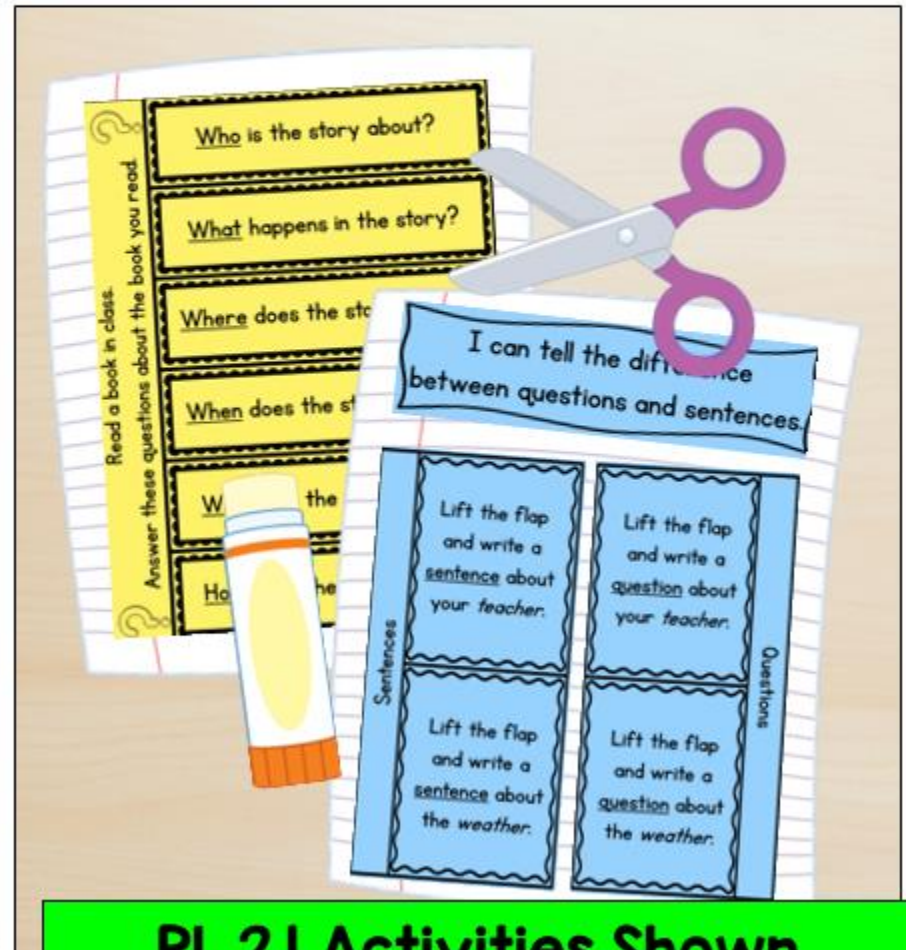
3. How does the character feel about swimming?

©Jessica Tobin - Elementary Nest

RL.2.6 Passage Shown

Extra Resources


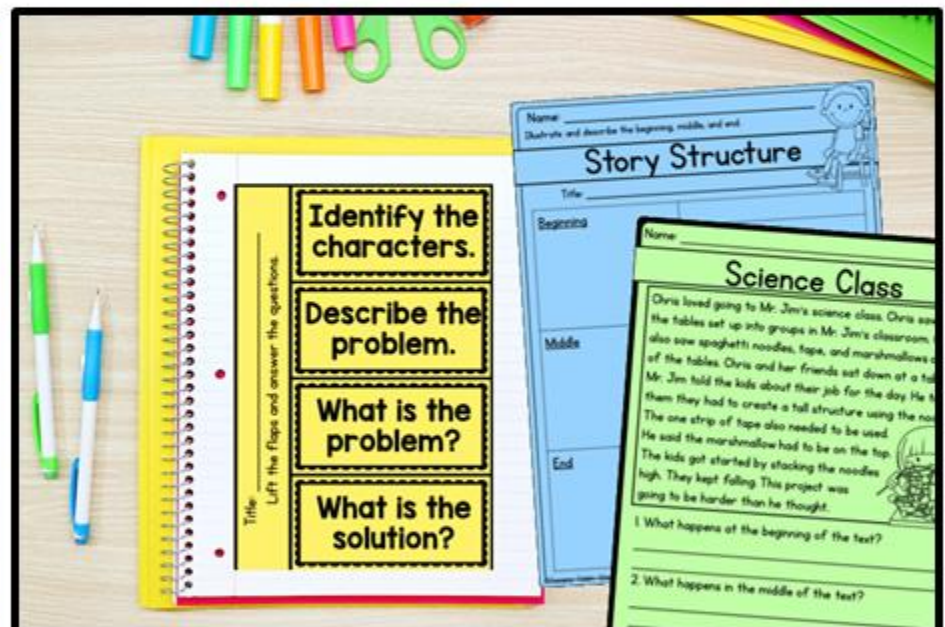
For even more practice, you can use these interactive notebook templates and task cards to use with classroom texts and review activities.



RL.2.1 Activities Shown

Check Out Each Unit

You can scroll through each individual unit here to get a closer look.



Thanks! Please email me at elementarynest@gmail.com if you have any questions.