


# GEOMETRY WORKSHEETS

Name: \_\_\_\_\_  
Color the shares.


## Fractions



two fourths



one third



one half



two thirds



two thirds



one fourth

Name: \_\_\_\_\_

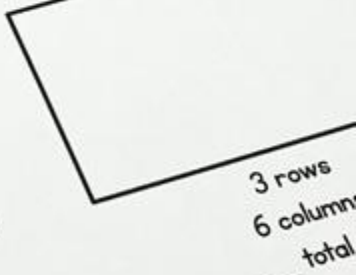
Partition each rectangle and count the squares you made.

2.G.2

## Partitioning Rectangles



5 rows  
5 columns  
\_\_\_\_\_ total rectangles



3 rows  
6 columns  
\_\_\_\_\_ total

# WHAT'S INCLUDED?

This resource includes **29 worksheets** that focus on **2<sup>nd</sup> grade** Common Core math standards found within the **Geometry** domain.

## Common Core Standards:

- Identifying 2D and 3D Shapes
- Drawing Shapes
- Shape Attribute Writing
- 2D Shape Attributes
- 3D Shape Attributes
- Partitioning Rows and Columns
- Equal vs. Unequal Shares
- Partitioning Shapes
- Fractions

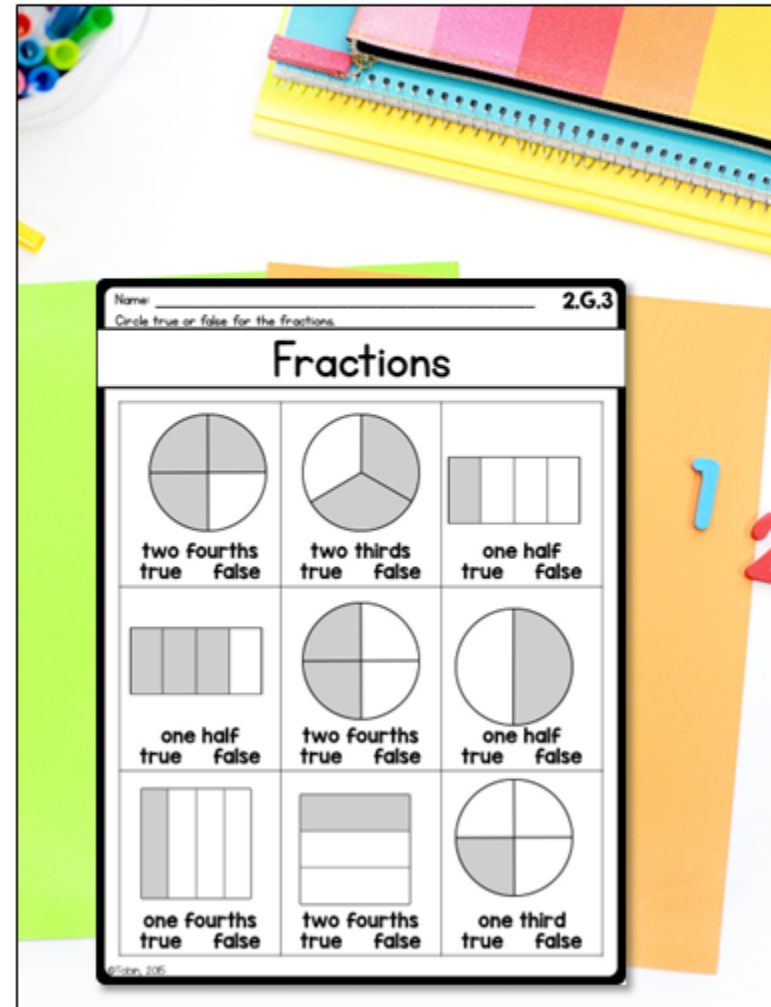


# WHAT TEACHERS SAY...

“The worksheets were formatted perfectly for my students. The size of the problems made it easy for my students to do. I find worksheets can be busy and confusing, but these were perfect. Great supplement to the topic.”

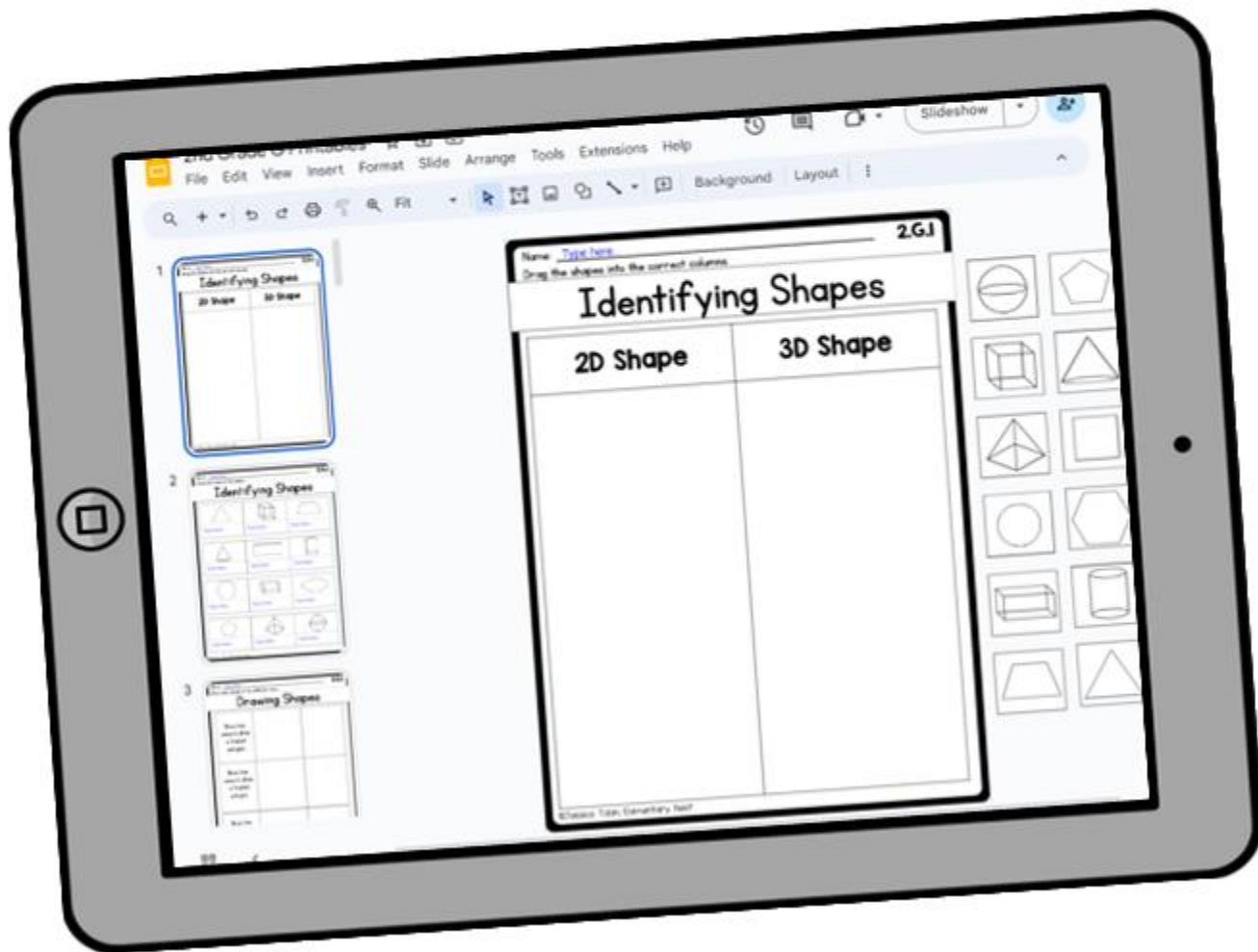
“Loved this resource!! very helpful!! I was looking for something that would help me out, keep me organized, and make my day run smoother!!! This product definitely helps me with all those things!!”

“Another well designed product from Jessica Tobin! Easy to use, well sequenced and enough product to really master the skills. Thank you!”



# DIGITAL CONVERSIONS

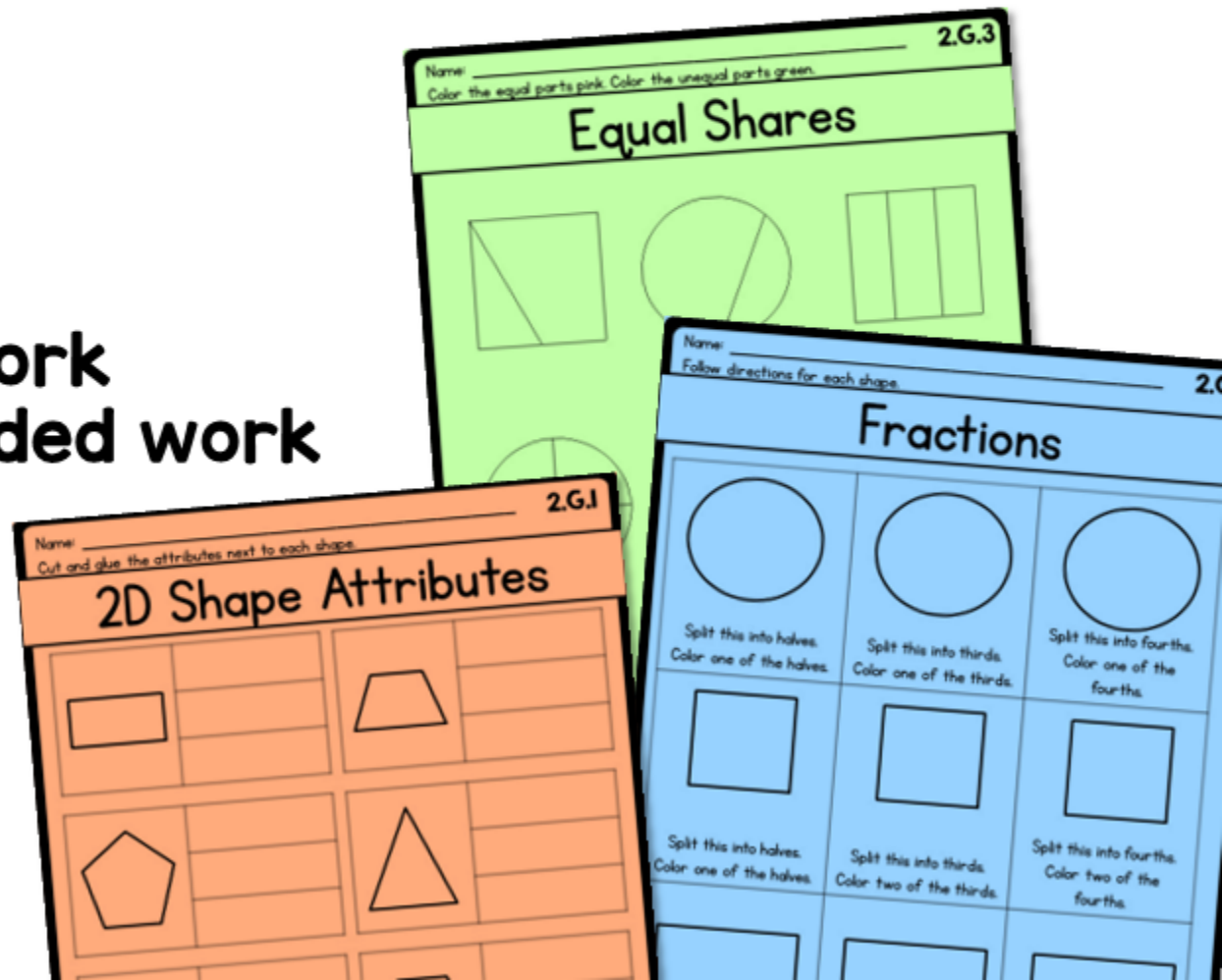
These math worksheet are converted into Google Slides!  
Link will be available within the PDF.



# HOW TO USE THESE

These passages can be used as:

- Supplemental activities
- Math review
- Homework
- Morning work
- Assessments
- Spiral review
- Independent work
- Small group guided work
- Early finisher activities



# SHAPES WORKSHEETS

Name: \_\_\_\_\_ 2.G.1  
Cut and sort the shapes into the correct columns.

## Identifying Shapes

2D Shape

Name: \_\_\_\_\_  
Write the name of the shapes.

## Identifying Shapes


Name: \_\_\_\_\_ 2.G.1  
Draw each polygon in two different ways.

## Drawing Shapes

Show two ways to draw a 3-sided polygon.

Show two ways to draw a 4-sided polygon.

Show two ways to draw a 5-sided polygon.

Name: \_\_\_\_\_  
Show 6 different ways to draw a quadrilateral.

## Drawing Quadrilaterals

A quadrilateral is a polygon with 4 sides.

Quadrilateral #1	Quadrilateral #2
Quadrilateral #3	Quadrilateral #4

Name: \_\_\_\_\_ 2.G.1  
Show 4 different ways to draw a triangle.

## Drawing Triangles

A triangle is a polygon with 3 sides.

Triangle #1

Triangle #2

Triangle #3

Triangle #4

Name: \_\_\_\_\_  
Write why Sam is wrong.

## Shape Attributes

Sam says he has a pentagon.

Sam says he has a complete polygon.

Sam says he has a quadrilateral.

Name: \_\_\_\_\_ 2.G.1  
Write the definition for each attribute.

## Shape Attributes

3D Shape Attributes

What is an edge? \_\_\_\_\_

What is a face? \_\_\_\_\_

What are vertices? \_\_\_\_\_

2D Shape Attributes

What is a \_\_\_\_\_

Name: \_\_\_\_\_ 2.G.1  
For each shape, draw an example and fill in the attributes.

## 2D Shape Attributes

Shape Name	Draw it.
Triangle	
Square	
Rhombus	
Pentagon	
Hexagon	

Name: \_\_\_\_\_  
For each shape, write the name, number of sides, and vertices.

## 2D Shape Attributes

	Name: _____ Sides: _____ Vertices: _____	
	Name: _____ Sides: _____ Vertices: _____	
	Name: _____ Sides: _____ Vertices: _____	

Name: \_\_\_\_\_ 2.G.1  
Cut and glue the attributes next to each shape.

## 2D Shape Attributes

	5 sides	4 vertices
	0 sides	6 vertices
	pentagon	0 vertices
	3 vertices	4 sides
	2 sides	circle

Name: \_\_\_\_\_  
For each shape, draw an example and fill in the attributes.

## 3D Shape Attributes

Shape Name	Draw it.	Name	Edges	Vertices	Faces
Cube					
Sphere					
Pyramid					
Cylinder					
Cone					

Name: \_\_\_\_\_ 2.G.1  
For each shape, write the name, number of edges, and faces.

## 3D Shape Attributes

	Name: _____ Edges: _____ Faces: _____	
	Name: _____ Edges: _____ Faces: _____	
	Name: _____ Edges: _____ Faces: _____	

Name: \_\_\_\_\_ 2.G.1  
Cut and glue the attributes next to each shape.

## 3D Shape Attributes

	cone		cube		rectangular prism		sphere
	0 edges		cylinder		6 faces		8 vertices
	1 face		6 faces		0 faces		0 vertices
	2 faces		12 edges		2 faces		0 vertices
	8 edges		5 vertices		8 edges		5 faces

# PARTITIONING WORKSHEETS

Name: \_\_\_\_\_ 2.G.2  
Cut and glue the number of rows, columns, and squares.

## Partitioning Rectangles


Glue here.

Glue here.

Glue here.

Glue here.

Glue here.

Name: \_\_\_\_\_ 2.G.2  
Partition each rectangle and count the squares.

## Partitioning Rectangles


7 rows  
5 columns  
\_\_\_\_\_ total rectangles

3 rows  
4 columns  
\_\_\_\_\_ total rectangles

Name: \_\_\_\_\_  
Count the rows, columns, and squares in each rectangle.

## Partitioning Rectangles


4 columns      32 squares

6 rows          8 columns

18 squares      3 rows

How many rows are there? \_\_\_\_\_

How many columns are there? \_\_\_\_\_

How many rectangles are there in all? \_\_\_\_\_

Name: \_\_\_\_\_  
Partition each rectangle and count the squares you made.

## Partitioning Rectangles

Rows


5 rows  
5 columns  
\_\_\_\_\_ total rectangles

3 rows  
6 columns  
\_\_\_\_\_ total rectangles

2 rows  
3 columns  
\_\_\_\_\_ total rectangles

6 rows  
4 columns  
\_\_\_\_\_ total rectangles

Name: \_\_\_\_\_ 2.G.2  
Partition these rectangles, then answer the questions.

## Partitioning Rectangles


Rectangle 1  
6 rows  
4 columns

Rectangle 2  
5 rows  
3 columns

How many total rectangles are in Rectangle 1?	
How many total rectangles are in Rectangle 2?	
Which rectangle has more small rectangles?	
How many more small rectangles does Rectangle 1 have than Rectangle 2?	
How many total rows are in both rectangles?	
How many total columns are in both rectangles?	

# FRACTIONS WORKSHEETS

Name \_\_\_\_\_ 2.G.3  
Color the equal parts pink. Color the unequal parts green.

## Equal Shares

© 2015, TOS

Name \_\_\_\_\_  
Cut and sort the shapes into equal or unequal shares.

## Equal Shares

Equal Shares	Unequal

© 2015, TOS

Name \_\_\_\_\_ 2.G.3  
Show how to split these shapes into equal and unequal shares.

## Equal Shares

Split this shape into 2 equal shares.

Split this shape into 2 equal shares.

© 2015, TOS

Name \_\_\_\_\_  
Show three ways to split these shapes into halves.

## Partitioning Shapes

Split this shape into 2 equal shares.

Split this shape into 2 equal shares in a different way.

Split this shape into 2 equal shares in a different way.

Split this shape into 2 equal shares.

© 2015, TOS

Name \_\_\_\_\_ 2.G.3  
Show two different ways to split these shapes into thirds.

## Partitioning Shapes

Split this shape into 3 equal shares.

Split this shape into 3 equal shares in a different way.

Split this shape into 3 equal shares.

Split this shape into 3 equal shares in a different way.

Split this shape into 3 equal shares.

© 2015, TOS

Name \_\_\_\_\_ 2.G.3  
Show two different ways to split these shapes into fourths.

## Partitioning Shapes

Split this shape into 4 equal shares.

Split this shape into 4 equal shares.

Split this shape into 4 equal shares.

© 2015, TOS

Name \_\_\_\_\_ 2.G.3  
Color the shares.

## Fractions

 two fourths	 one third
 one half	 two thirds
 two thirds	 one fourth

© 2015, TOS

Name \_\_\_\_\_  
Cut and glue the correct shares.

## Fractions

Shows one out of three shares.	Shows one out of four shares.

© 2015, TOS

Name \_\_\_\_\_ 2.G.3  
Circle true or false for the fractions.

## Fractions

 two fourths true false	 two thirds true false
 one half true false	 two fourths true false
 one fourths true false	 two fourths true false

© 2015, TOS

Name \_\_\_\_\_ 2.G.3  
Follow directions for each shape.

## Fractions

Split this into halves. Color one of the halves.	Split this into thirds. Color one of the thirds.	Split this into fourths. Color one of the fourths.
Split this into halves. Color one of the halves.	Split this into thirds. Color two of the thirds.	Split this into fourths. Color two of the fourths.
Split this into halves. Color one of the halves.	Split this into thirds. Color two of the thirds.	Split this into fourths. Color three of the fourths.

© 2015, TOS